

# 멀티미디어 전자사전 M-70/M-70D



Multimedia Dictionary



, [ ]

[ ]



-

-

가

-

가

가

가

-

-

가

-


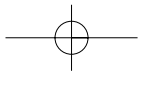
, 가

-

-

가  
가

가



가

-  
- 가 , ,

TV,

-  
- .

USB

-  
- ,

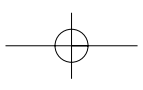
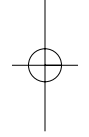
- ,  
- , 가 DMB 가

- ,  
- .

- 가  
- , 가

SD

-  
B : ( A : , B : 가 )  
가 B



M-70/M-70D

PMP

PMP

PMP

TOEIC

, CNN

MP3

MP3

4.3

(10.9 cm) 260K

가

가

24

24

가

DMB

(M-70D )

DMB TV

가

가

SD

SD

가

( )

가  
가                    가                    DB

가

PC

(Swivel)

가                    LCD

가                    ,                    (                    )  
: LCD

[Redacted Section Header]

[Redacted]	2
M-70/M-70D	4
	8
	8
	9
/	9
	10

[Redacted]	18
[Redacted]	18
[Redacted]	18
[Redacted]	19
[Redacted]	19
(M-70D )	19
-TTA	20
-USB	20
SD	21
SD	21
	22
	22
/	23
	24
	24
	25

**Dictionary-**

Dictionary( )	27
	27
	28
	30
	33
	35
	36
	37
	38
	41
	44
	45
	47
	51
	51

-	52
가	53
DB	가
	54
	57
/ /	61
-	63
-	66
	69
	70
	71
	72
TTS	73
MY	74
MY	74

**Learning-**

Learning( )	75
	75
	76
	77
	78
	79
	80
	81
	82
	83
	84
	85

**Multimedia-**

	86
DMB (M-70D )	86
	89
	90
	92
	92
가	93
	94
	95
	96
	96
	97

.....	98
.....	100
.....	100
.....	100
.....	101
.....	101
EQ	..... 102
가	..... 103
.....	104
.....	105
FM	..... 106
.....	107
.....	107
.....	108
.....	108
.....	108
FM	..... 109
FM	..... 109
FM	..... 110
FM	..... 110
.....	111
( )	..... 111
.....	112
/	..... 112
.....	112
.....	113
.....	113
가	..... 113
.....	114
.....	115
eBook	..... 116
eBook	..... 116
eBook	..... 117
eBook	가 ..... 118
eBook	..... 118
eBook	..... 119
eBook	..... 120
.....	121
/	..... 122
.....	122
.....	122
.....	122
가	..... 123
.....	124
.....	125

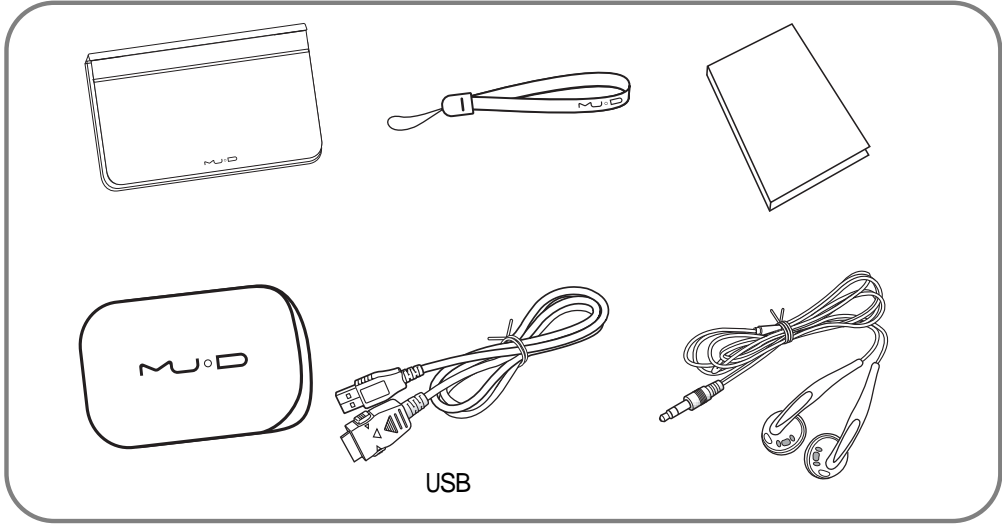
Organizer-

Organizer( )	.....	.126
.....	.....	126
.....	.....	129
.....	.....	129
.....	.....	130
.....	.....	131
.....	.....	132
.....	.....	133
.....	.....	134
.....	.....	135
.....	.....	135
.....	.....	137


My Computer-

.....	.....	138
Windows	.....	138
.....	.....	140
.....	.....	140

.....	.....	144
.....	.....	145
.....	.....	145
.....	.....	146
.....	.....	149
.....	.....	150
.....	.....	151



USB

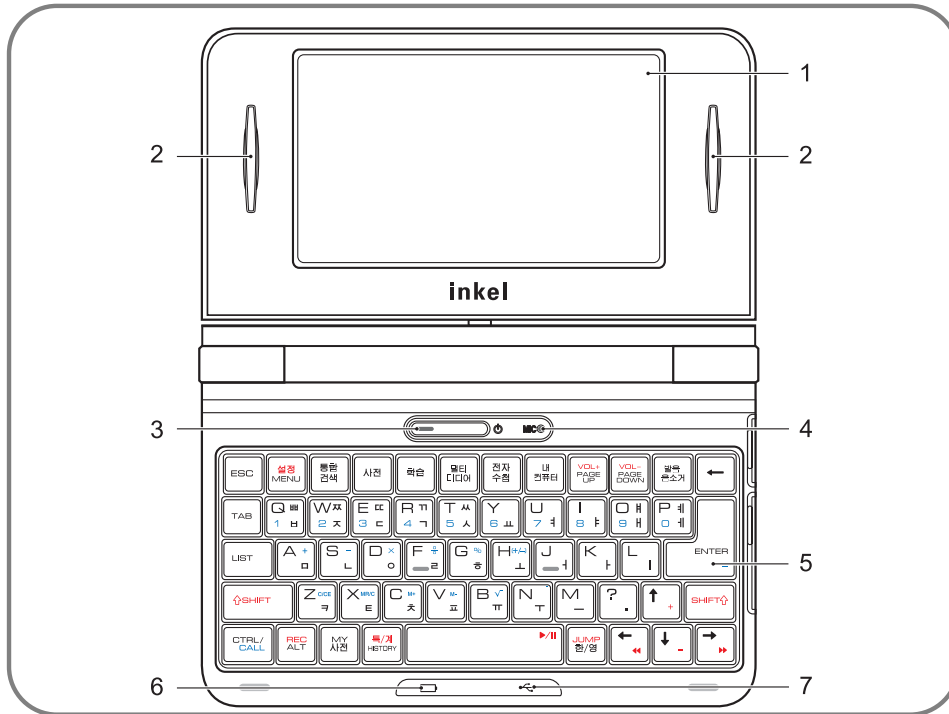


1.

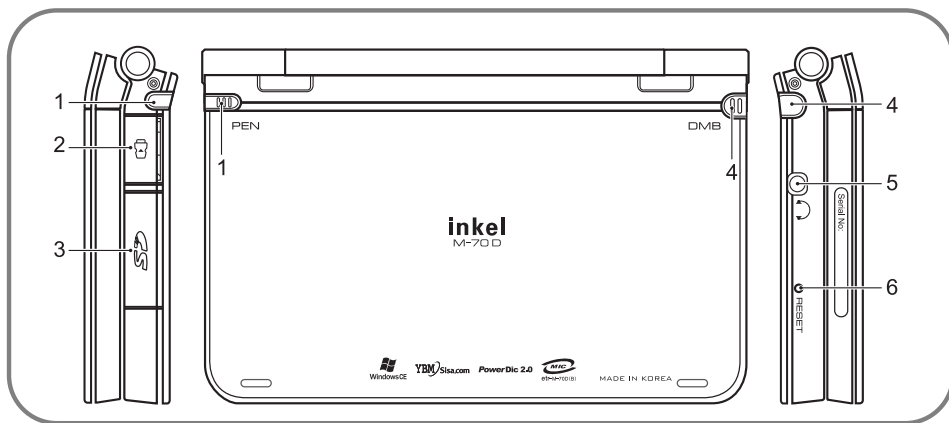
2.

 주의

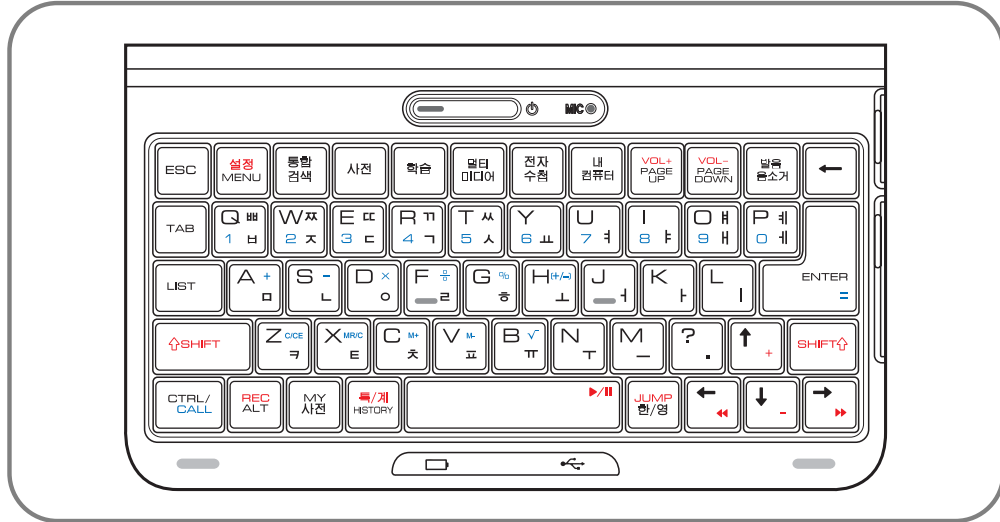



















- 1. (LCD)
- 2.
- 3.
- 4.
- 5.
- 6. LED
- 7. USB LED










































- 1.
- 2. 24 USB/TTA /
- 3. SD /
- 4. DMB (M-70D )
- 5.
- 6. (RESET)













































		• • •
		• 가
		• [Organizer]->[ ]->[ ] •
		•
		• 가 , • /FM
		• 가 , • /FM
		• 가 , • /FM





























		<ul style="list-style-type: none"> <li>가 ,</li> <li>/FM</li> </ul>
		<ul style="list-style-type: none"> <li>가 ,</li> <li>/FM</li> </ul>
		<ul style="list-style-type: none"> <li>.</li> </ul>
		<ul style="list-style-type: none"> <li>.</li> </ul>
		<ul style="list-style-type: none"> <li>:</li> </ul>
		<ul style="list-style-type: none"> <li>.</li> </ul>
		<ul style="list-style-type: none"> <li>.</li> </ul>
		<ul style="list-style-type: none"> <li>.</li> </ul>
		<ul style="list-style-type: none"> <li>:</li> </ul>
		<ul style="list-style-type: none"> <li>.</li> </ul>
		<ul style="list-style-type: none"> <li>/</li> </ul>
		<ul style="list-style-type: none"> <li>/</li> </ul>

		•
		•
		•
		•
		• / /
		• (1/2/3)
		• / • FM : /
		• 가
		• /
		• 가
		•
		•
		•
		•
		•
		• / : / 가/ • :
		• /

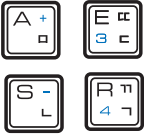





		<ul style="list-style-type: none"> <li>가 &lt;-&gt;</li> </ul>
		<ul style="list-style-type: none"> <li>.</li> <li>.</li> </ul>
		<ul style="list-style-type: none"> <li>.</li> </ul>
		<ul style="list-style-type: none"> <li>.</li> </ul>
		<ul style="list-style-type: none"> <li>.</li> </ul>
		<ul style="list-style-type: none"> <li>.</li> </ul>
		<ul style="list-style-type: none"> <li>.</li> </ul>
		<ul style="list-style-type: none"> <li>.</li> </ul>
		
		<ul style="list-style-type: none"> <li>.</li> </ul>
		<ul style="list-style-type: none"> <li>.</li> <li>.</li> </ul>
		<ul style="list-style-type: none"> <li>.</li> </ul>
		<ul style="list-style-type: none"> <li>.</li> </ul>
		<ul style="list-style-type: none"> <li>.</li> </ul>

	 다이어리	•
	 DMB    Meeting    Music	•
	 MP3 Radio    Calendar    Recorder    Address Book	
	 Calendar	•
	 DMB    Meeting    Music	•
	 MP3 Radio    Recorder	
	 Calendar	•
	 Clock    Alarm    Alarm Clock	•
	 Alarm    Alarm Clock	•
	 Weather	•
	 Phone	•
	 Memo Pad	•
	 다이어리	•
	 Calendar	•
	 Address Book	•
	 Meeting    Music    Recorder	•
	 MP3 Radio	•      가 0.1 MHz

 + 	 사진	<ul style="list-style-type: none"> <li>• 90</li> </ul>
	 E-책	<ul style="list-style-type: none"> <li>• 10%</li> </ul>
		<ul style="list-style-type: none"> <li>•</li> </ul>
		<ul style="list-style-type: none"> <li>•</li> </ul>
		<ul style="list-style-type: none"> <li>•</li> </ul>
		<ul style="list-style-type: none"> <li>•</li> </ul>
		<ul style="list-style-type: none"> <li>•</li> </ul>
		<ul style="list-style-type: none"> <li>•</li> </ul>
		<ul style="list-style-type: none"> <li>•</li> <li>•</li> </ul>
		<ul style="list-style-type: none"> <li>•</li> </ul>
		<ul style="list-style-type: none"> <li>•</li> </ul>
		<ul style="list-style-type: none"> <li>• 가 0.1 MHz</li> </ul>
	 + 	 사진
	 E-책	<ul style="list-style-type: none"> <li>• 10%</li> </ul>
		<ul style="list-style-type: none"> <li>•</li> </ul>
		<ul style="list-style-type: none"> <li>• /</li> </ul>

 + 		<ul style="list-style-type: none"> <li>• /</li> <li>• (P.17)</li> </ul>
		<ul style="list-style-type: none"> <li>• &lt;-&gt;</li> </ul>
 + 		<ul style="list-style-type: none"> <li>•</li> </ul>
		<ul style="list-style-type: none"> <li>• /</li> </ul>
 + 		<ul style="list-style-type: none"> <li>•</li> </ul>
 +  + 		<ul style="list-style-type: none"> <li>• A/B/C/D/F/T</li> </ul>
 + 		<ul style="list-style-type: none"> <li>• A(Add): 가</li> <li>• D(Delete):</li> <li>• E(Edit):</li> </ul>
 + 		<ul style="list-style-type: none"> <li>• A(Add): 가</li> <li>• D(Delete):</li> <li>• L(My List):</li> <li>• , FM [My List]</li> </ul>
 + 		<ul style="list-style-type: none"> <li>• S:</li> <li>• D:DMB DAB</li> </ul>
 +  + 		<ul style="list-style-type: none"> <li>• A: /</li> <li>• C: /</li> <li>• S:</li> </ul>



		<ul style="list-style-type: none"> <li>• A: /</li> <li>• E: EQ</li> <li>• S: ( / )</li> <li>• R: .</li> </ul>
		<ul style="list-style-type: none"> <li>• S:</li> <li>• P: Preset /</li> </ul>
		<ul style="list-style-type: none"> <li>• B:</li> </ul>



) [%] : -> SHIFT + T 5 s

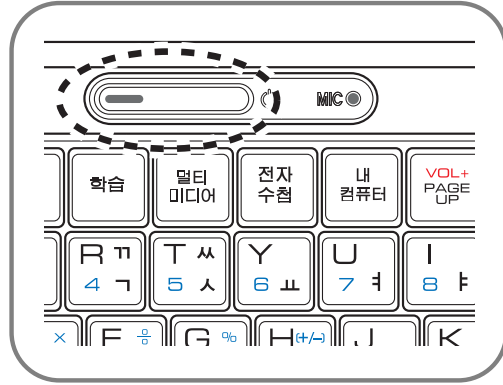




1.



1.  
2



참고

3

LCD가

LCD

[Organizer]->[ ]->[ ]->[ ](P.135)

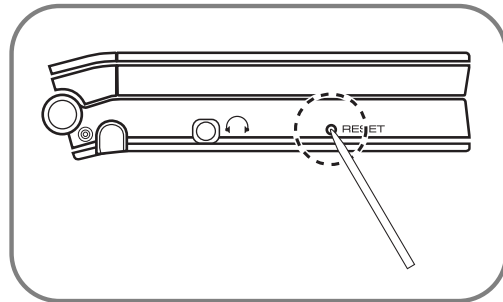
LCD [Organizer]->[ ]->[ ]->[LCD ](P.137)

LCD가

LCD가



1. RESET



주의

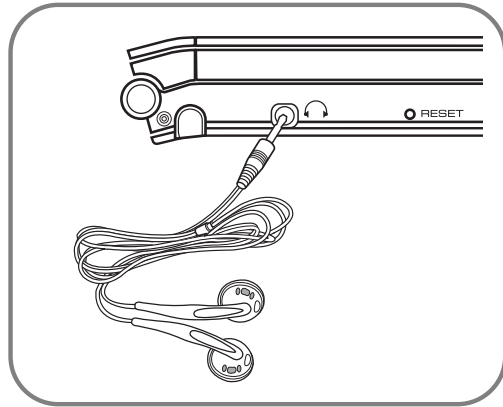
가



1.

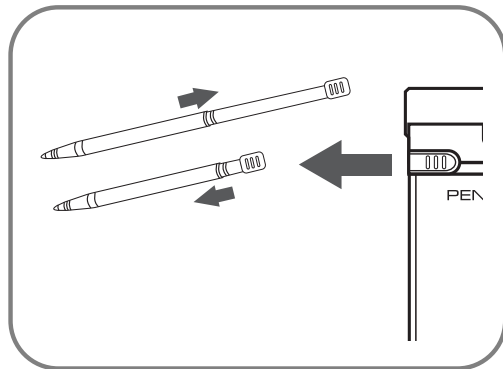
주의

FM



1.

주의



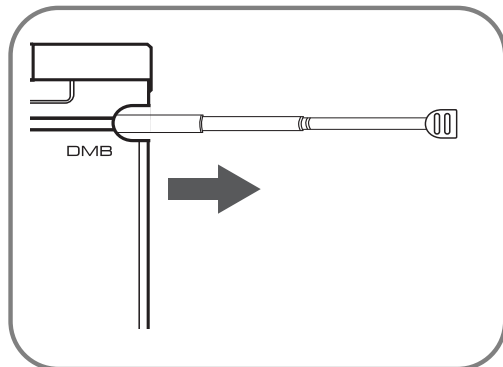
(M-70D )

1. DMB

DMB

가

주의

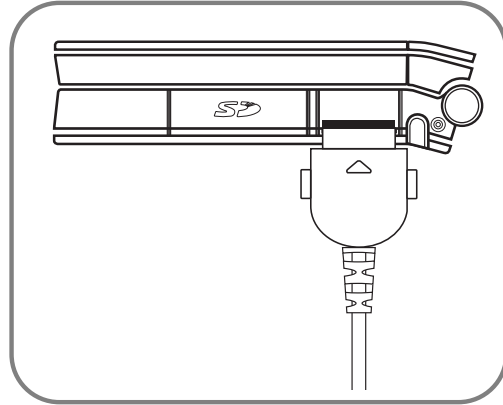


-TTA

- 1. TTA  
24

참고

LED( )가



-USB

- 1. USB  
USB

주의

) USB

USB

USB

TTA

DMB  
가

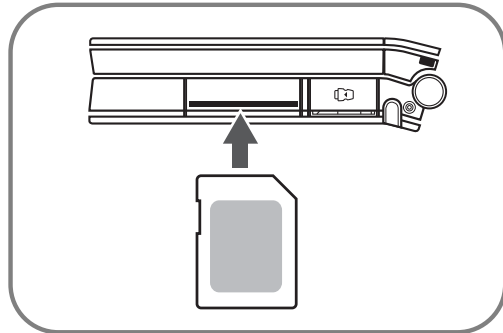
4

SD

1. SD

주의

가



SD

1. SD  
가

주의

SD

참고

SD

SD

SD

SD

가

SD

( )

SD

4G

4G

SD

가

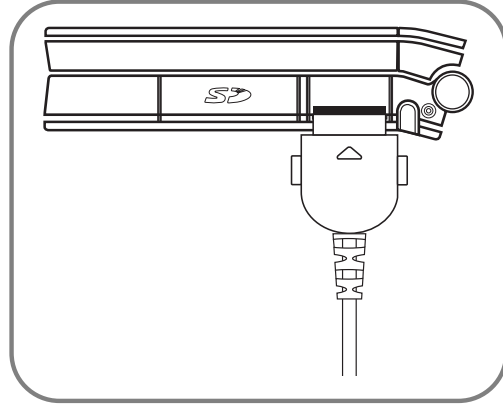
SD



1.

USB

USB



참고

USB LED:

USB

가

2.

가



참고

USB

USB



1.

[ ]

2.

가  
USB



주의

USB

가

가

/

### 1. USB

가

참고

USB LED:  
SD 가

가 가



### 2.

, [Delete]

[ ]

[ ]



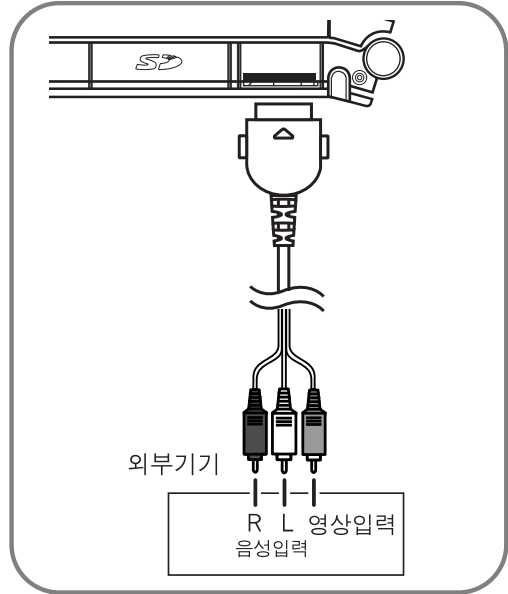
DMB (M-70D ) TV ( )

1.

참고  
(L: , R: )  
( )

2.

, DMB  
[ DMB ](P.86)  
[ ](P.90)



3.

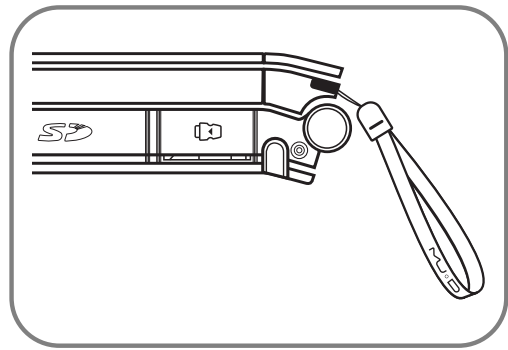


LCD

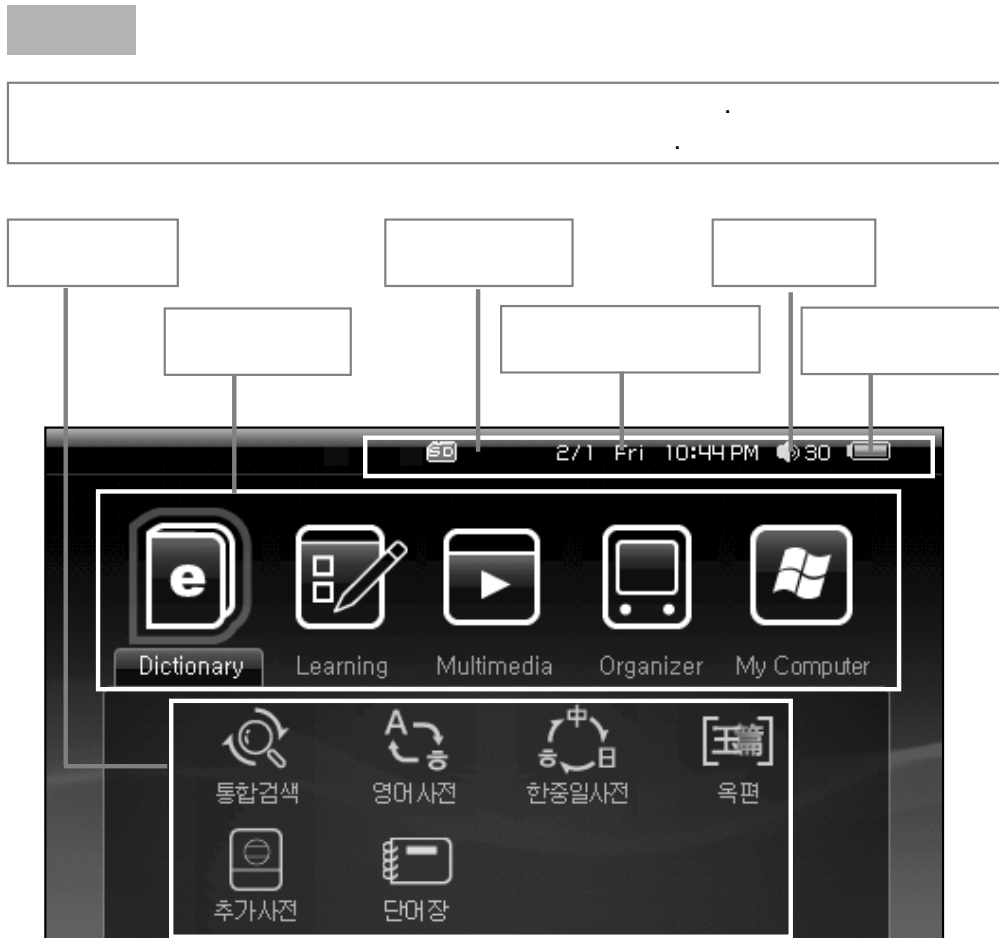


1.

주의







가 .

- : SD
- : DMB
- : FM

- [TAB] , , AM(/PM) (0~9)

- AM PM [↑]
- [↓]
- [ ]

참고 [Organizer]-> [ ]-> [ ]-> [ ] (P.135)



참고



가



참고

가 가 ,

TTA

LED가 ( LED( )가

# Dictionary-

Dictionary( )

/ / / / 가 /

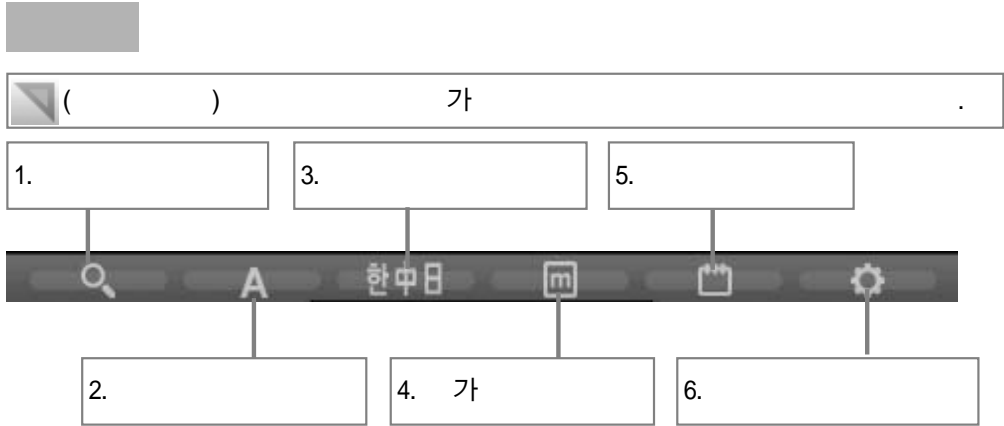
1.   가  



- 2.

/ / / 가

)



1.



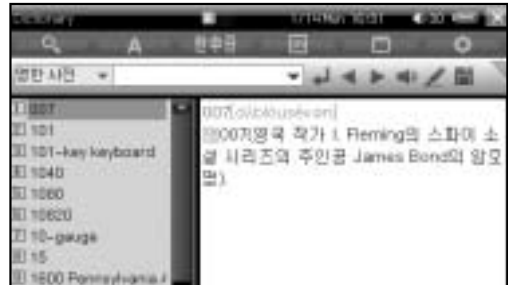
](P.35)



2.

참고

](P.36)





3.


참고

](P.37)



4.  가


 참고

 가

[ 가 ](P.53)



5.  가

 참고

 가

[ 가 ](P.57)



6.  가

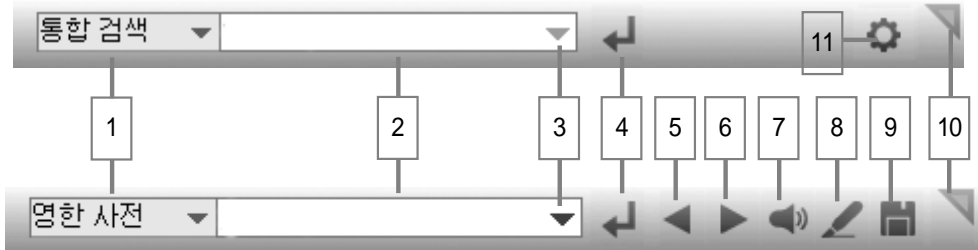
 참고

[ 가 ](P.69)





- 1.
- 2.
- 3.
- 4.



- 5.
  - 6.
  - 7.
  - 8.
- 9.
  - 10.
  - 11.

1. 통합검색 ( )



2. ( )



참고

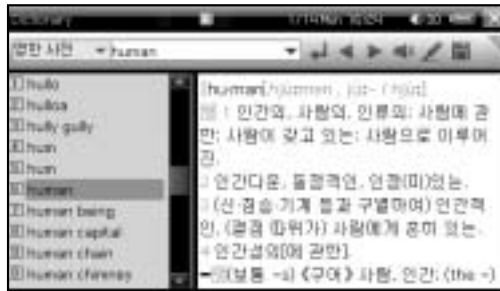
](P.33)

3. ( )



(P.71)

4. ( )



5. ( )

6. ( )

7. ( )



8.  ( )



9.  ( )

파일

 참고

[ ]




가

(P.57)

[ ]



10.  ( )

11.



 참고

[ ](p.35)







가 .  
 / / / / /  
 가 .

1.  ( 가 )

참고

. ( / / / / / )



1.

2.



3 4 5 6 7 8 9

2.

3.



4. **한**



5. **中**



참고



(P.37)

6. **한**



참고

[ ](P.17)

7. **가**



참고

가

8. **가**



9. **가**





Empty rectangular input field

1.

2.

3. V

, [ ]

참고

4.

참고

가

5.

참고

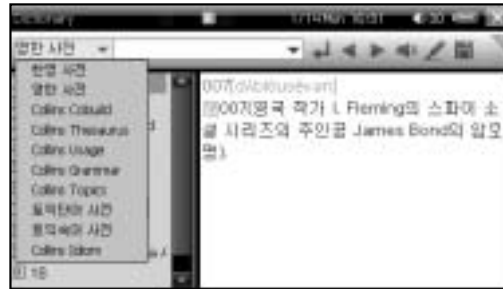


/ /Collins Cobuild/Collins Thesaurus/Collins Usage/Collins Grammar/Collins Topics/Collins Idiom/ /

1. 



2.  ( )




3. 



 참고

가

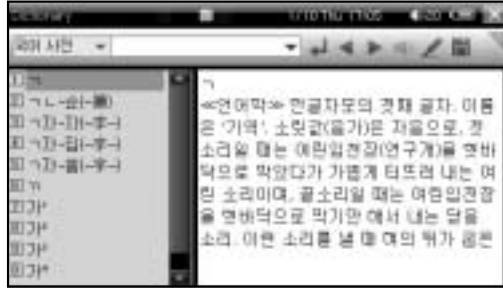
4.  



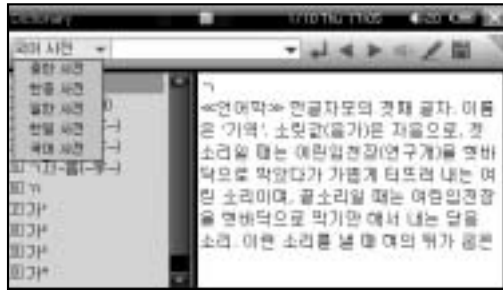


Empty rectangular input field

1.



2. 국어 사전 ( )



3.



참고

4.





: (成功) ( )

1.

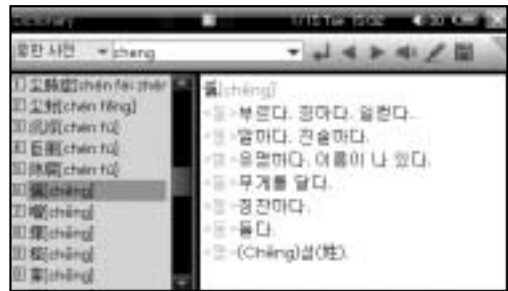
참고

가

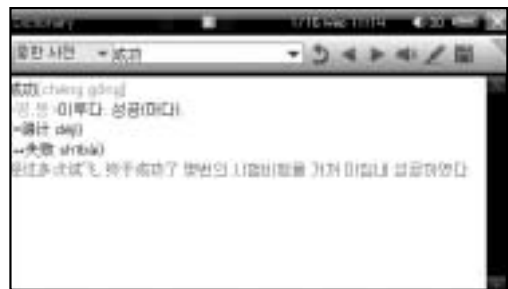


2.

참고



3.



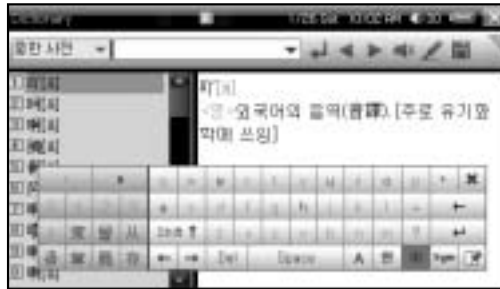
: (成功) ( )

1. ( )

참고



2. [ ]  
[c] 가 ,  
가



3. 가  
가



4. 2~3 [ ]



5. ,



: (成功) ( )

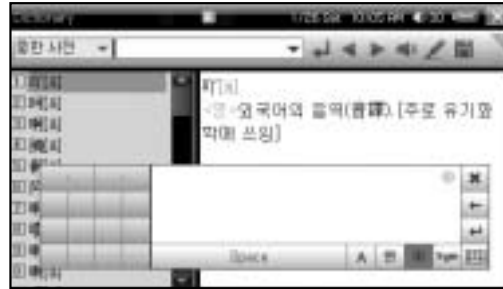
[Empty input field]

1. [Dropdown menu] ( )



참고

가



2. [成]



3. [功]



4. [Clipboard icon] [L-shaped icon]







가

: (せい-こう) ( )

1.

참고

가



2.

참고



3.



: (せい-こう) ( )

1. [ ] ( )

참고



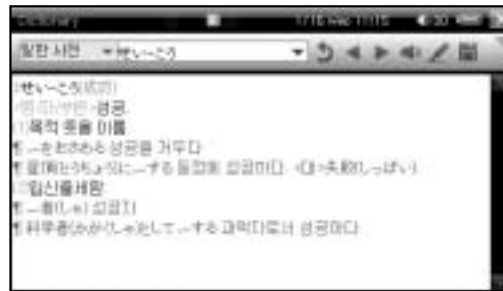
2. [ ] 가  
[ ] 가  
참고



3. [ ] 가  
참고



4. [ ] , [ ]

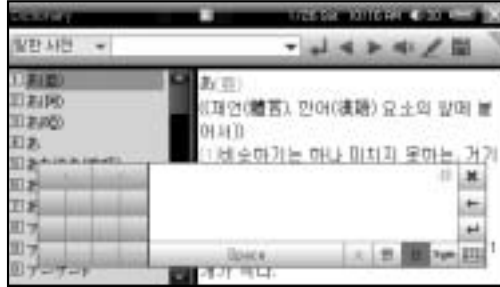


: (せい-こう) ( )

1. [ ] ( )

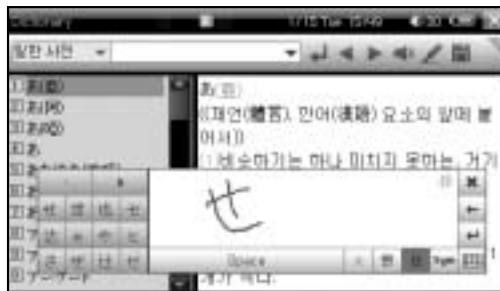


참고



2. [せ]

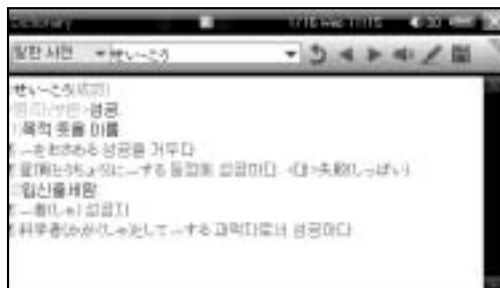
참고



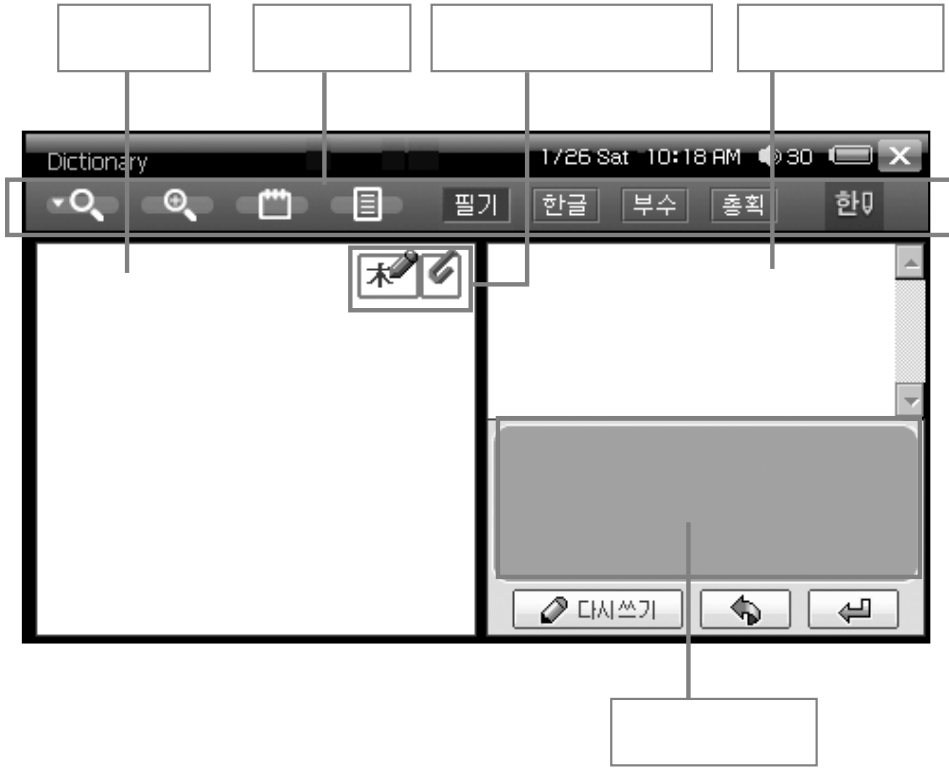
3.

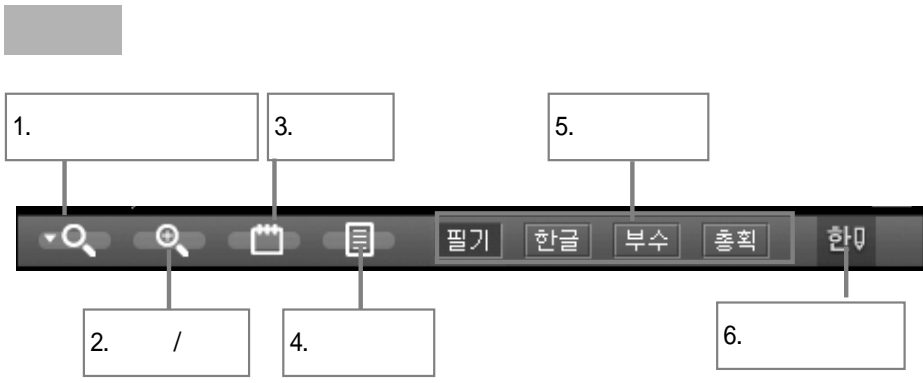


4.



1. 





1.

참고



2.

참고



3.

참고

가

] (P.52)

[ -



4. **放**

참고

가



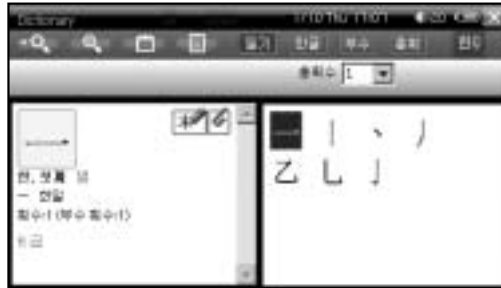
5. **필기**

참고

- 필기 :
- 한글 :
- 부수 :
- 총획 :

(P.47)

[ ]



6. **한자**

참고

가

[ ]





/ / / 4가 .

1.



2.

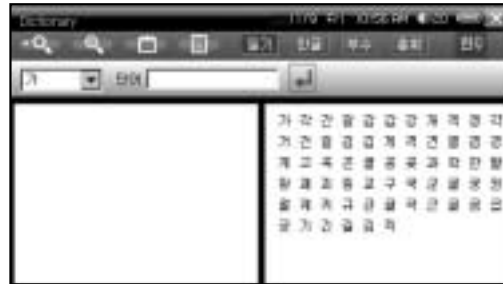
참고  
 다시쓰기  
가



3.

1.  

 참고



2.

[가~ ]

가



3.

단어



가



 참고



1





4.



1.  



2. [  ]  
[  ]



3.

- 1.  



- 2. [      ]



- 3.



Empty rectangular box

1.



참고

2



1.



참고



](P.52)



1.

참고

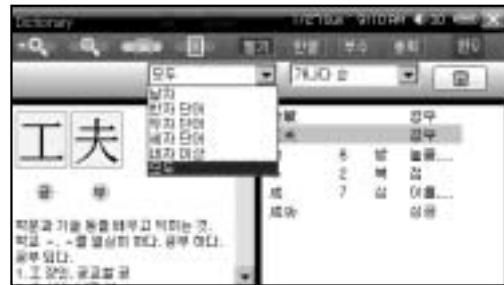
가



2.

참고

/ : / / /



3.

참고

: 가 /



4.



. [ ]



가

1.  가

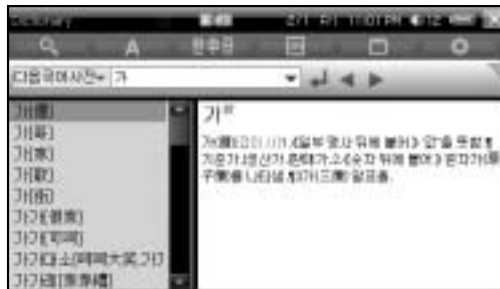


2.  가



3. 

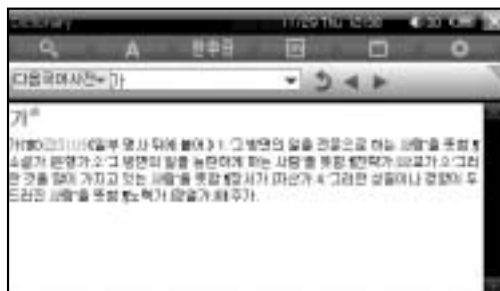
 참고



4. 

 참고

가



DB 가

가 DB 가 .

DB

1. 가



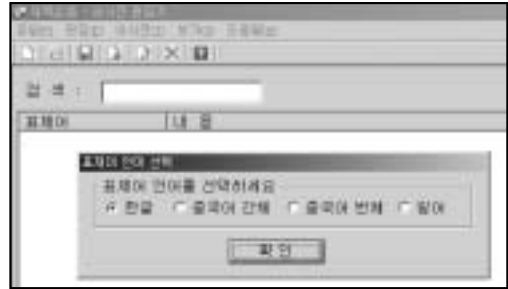
참고

가

(www.inkelmud.co.kr)



2. 가 [MyDicEditor.exe]  
[ ]



3. [ ]  
[ ]



4. [ ]->[ 가]  
가 [ ]  
[ 가]



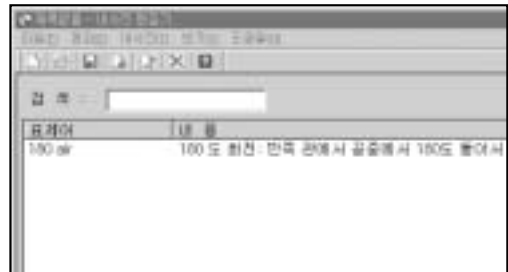
참고

가

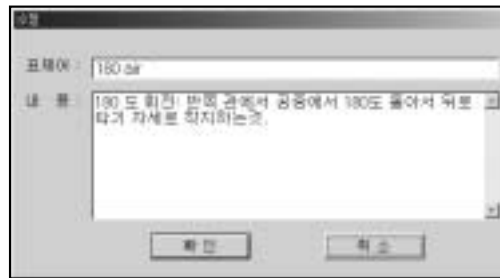
[ 가]

DB

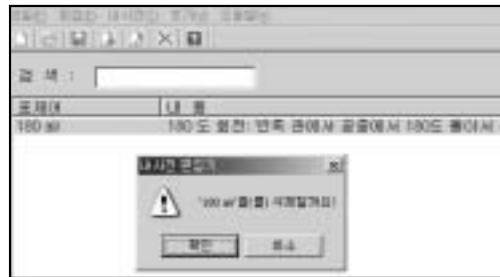
5. [ ] 가



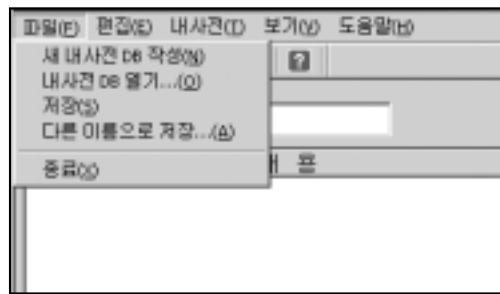
6. [ ]-> [ ]  
 [ ]



7. [ ]-> [ ]  
 [ ]



8. DB [ ]-> [ ]

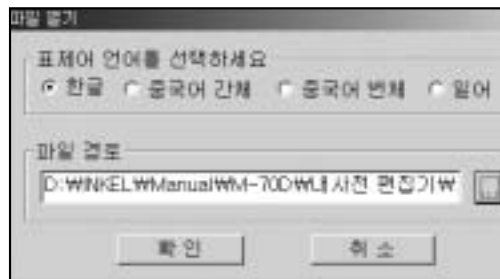


참고


.txt

DB 가

9. DB [ ]-> [ ] DB  
 [ ]



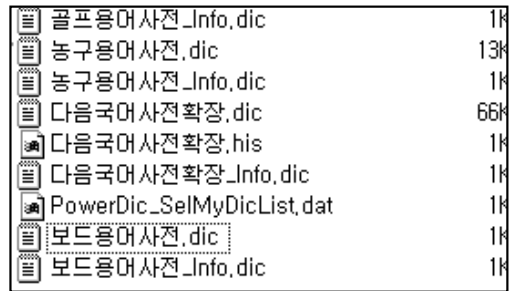
10. [ ]-> [ ]



참고

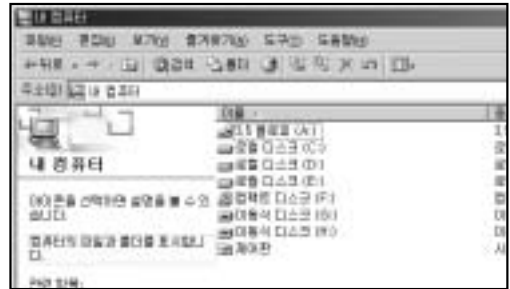
[Pocket PC OS PowerDic  
 ] V  
 [ ]

11. txt  
 ( )\_dic ( )\_  
 info.dic .



12. USB

13.



14. [Dictionary]->[PowerDic]->  
 [DB]->[MyDic] 가  
 ( )\_dic  
 ( )\_info.dic  
 가



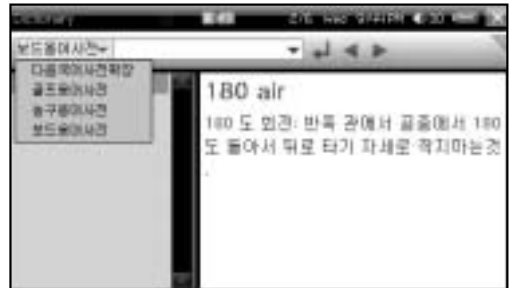
가  
 [MyDic]

2

참고

USB  
 가

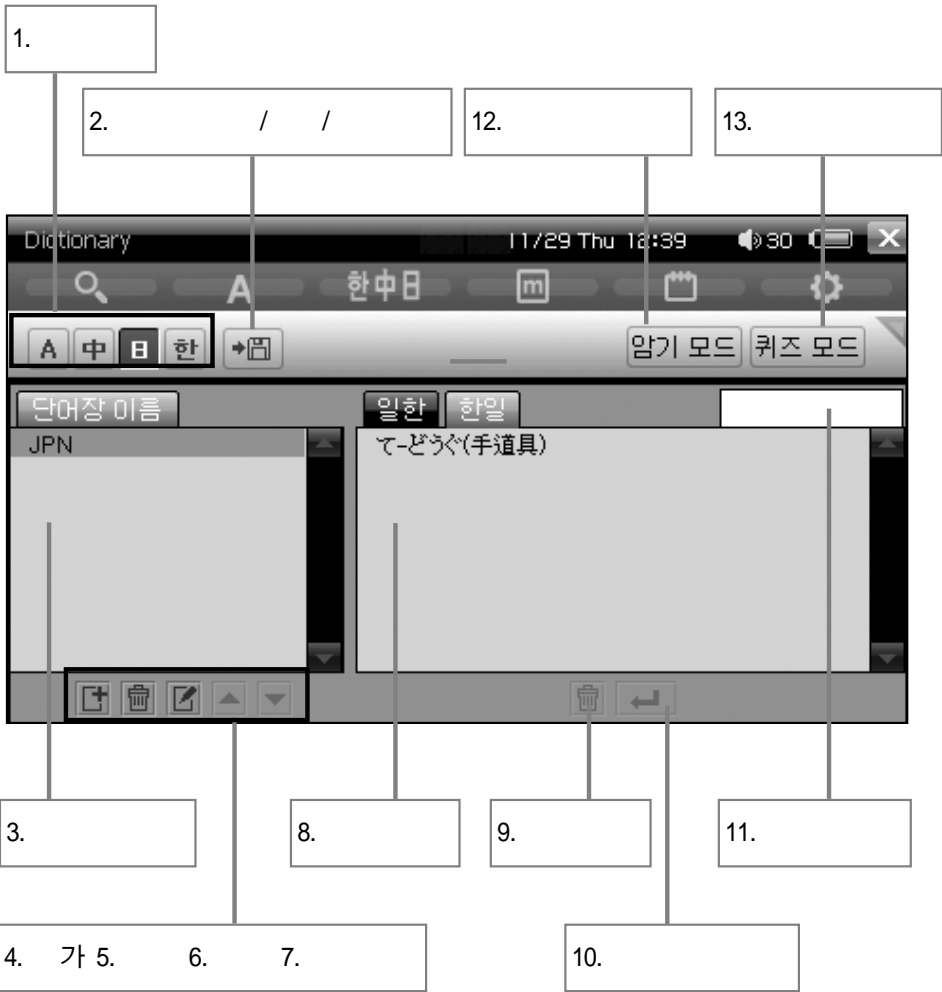
15.   가  
 골프용어사전





/ / , / , / ,  
 [ - ](P.52)

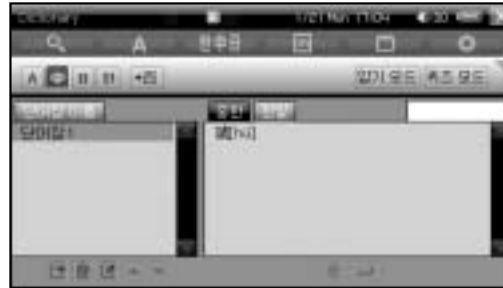
1.  



1.

참고

 : / /  
 : /  
 : /  
 :



2.



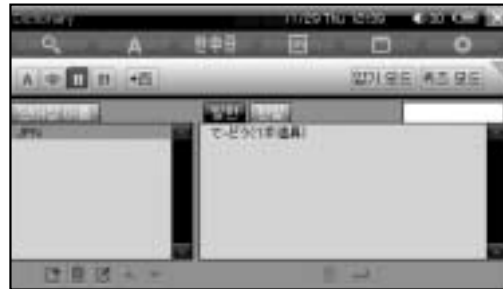
참고

[ / / ] (P.61)



3.

참고



4.



가

참고

/



5.

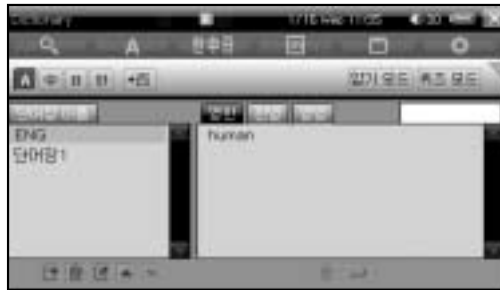


6. 

 참고



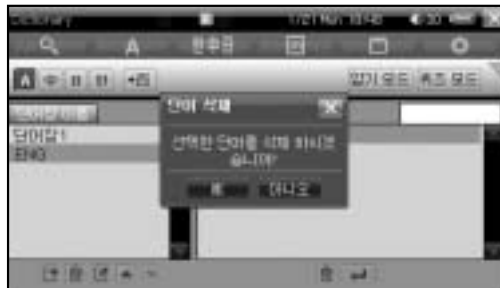
7.  



8.



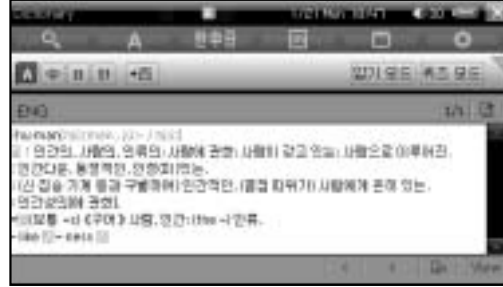
9. 



10. 

 참고

-  :
-  :
-  :
-  :
- View :



11. [            ]

가

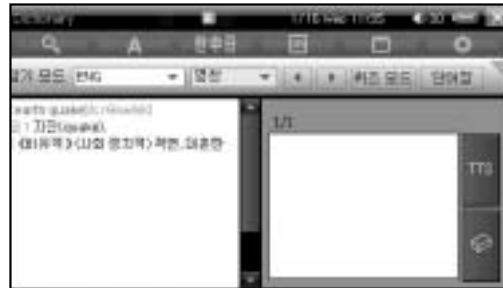
 참고



12. [            ]

 참고

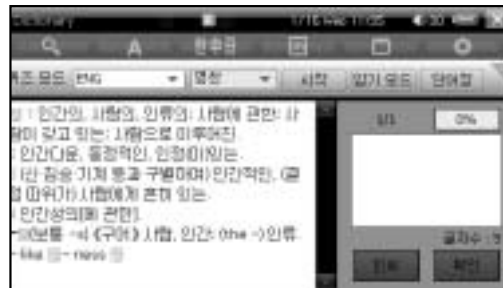
-            ](P.63)



13. [            ]

 참고

-            ](P.66)



/ /

PC

1. 



2. [ ]

 참고

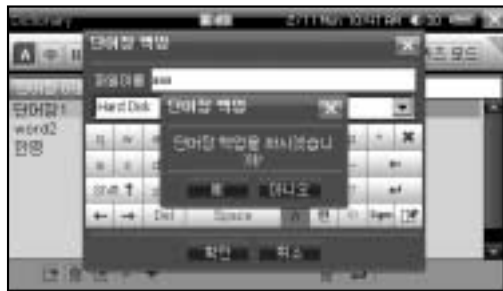
Hard Disk

. SD 가  
SD



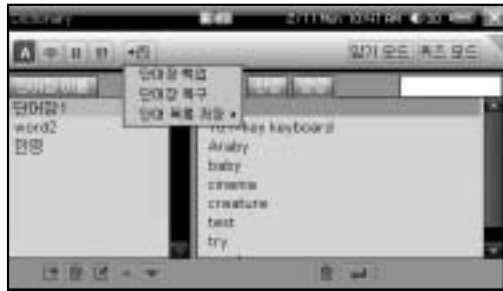
3. [ ]  
[ ]

 참고



1. 

]



2. [ ]  
 [ ] . SD 가 [ SD

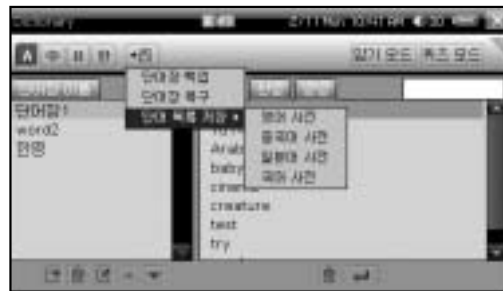


3. [ ]

참고



1. [ ] , [ ]



2. [ ] , [ ]  
 [ ]

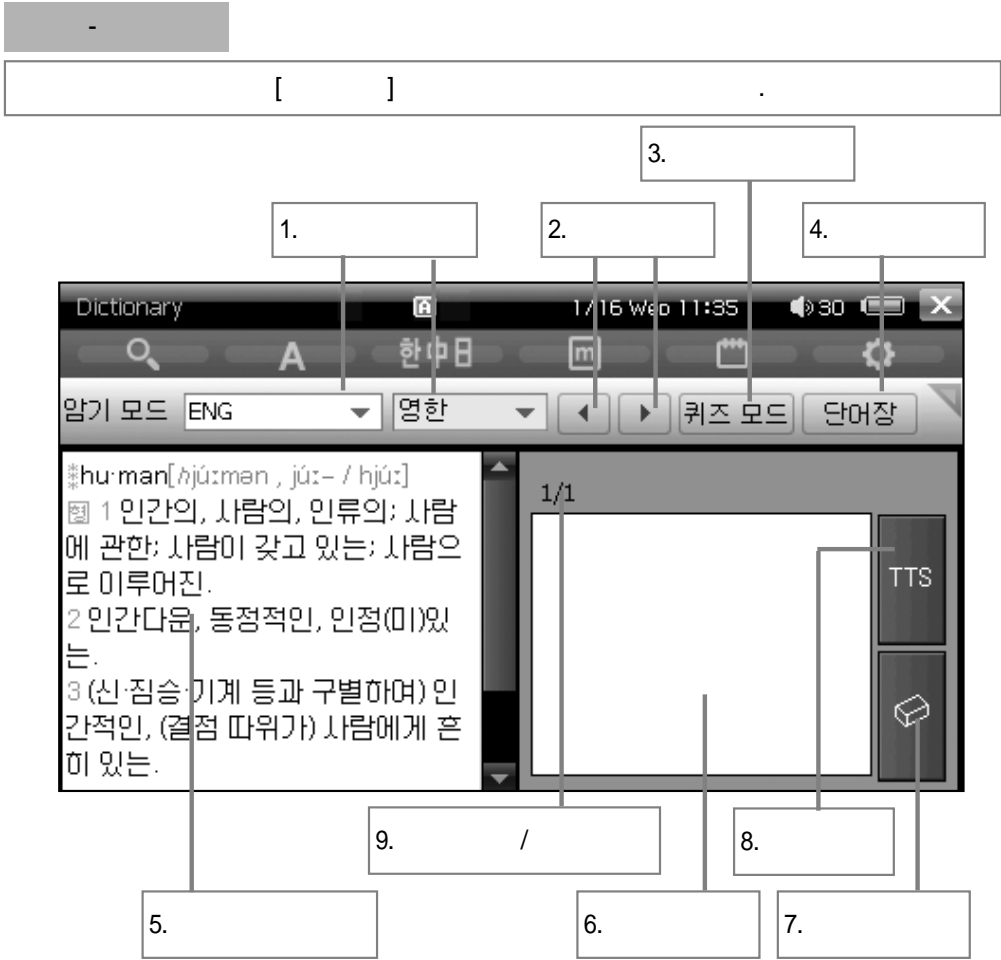


3. [ ]

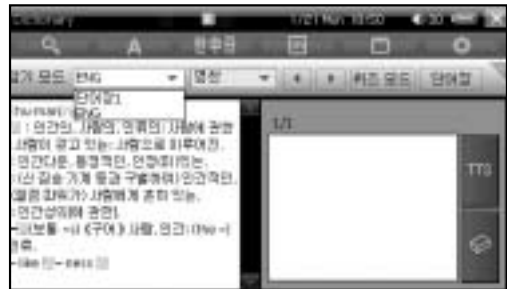
참고

PC txt.

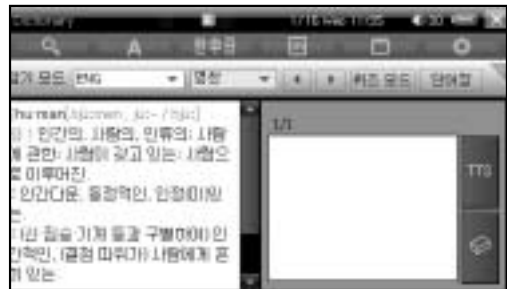




1.



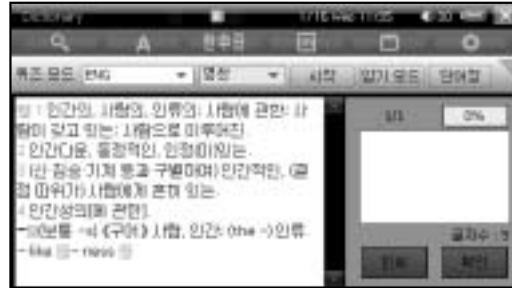
2.



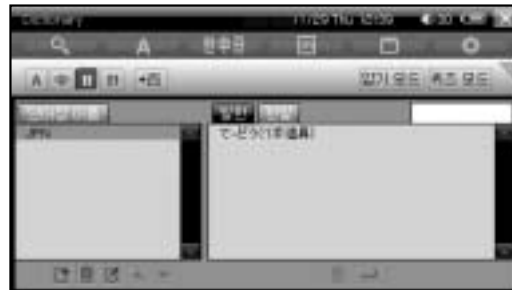
3. [            ]

참고

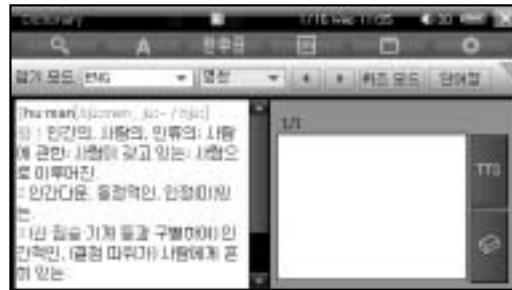
](P.66)



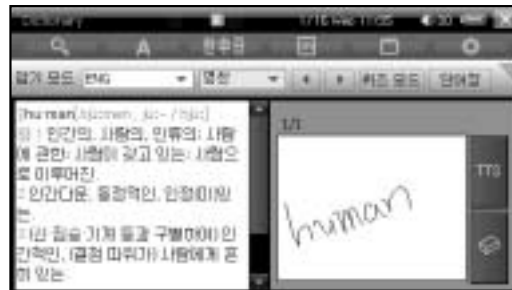
4. [            ]



5.

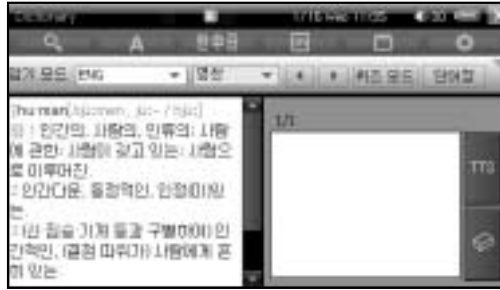


6.





7.



8.



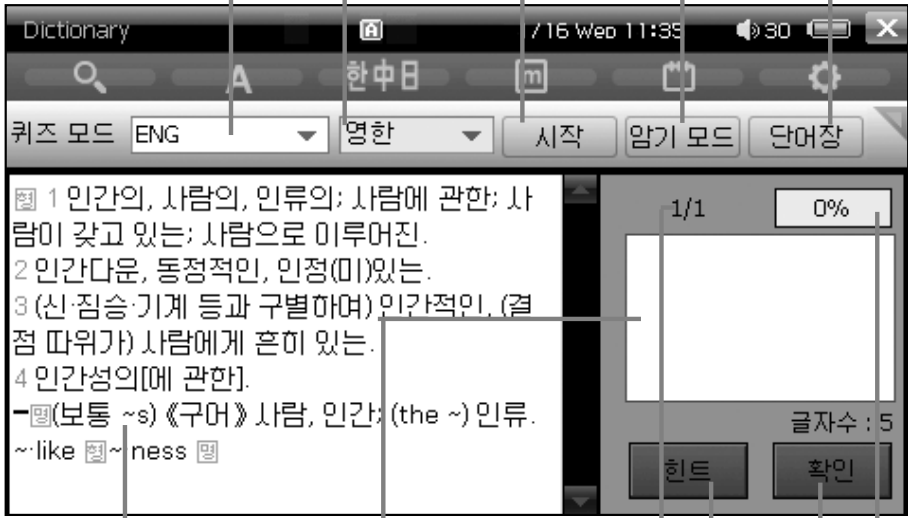
 참고

9.

가

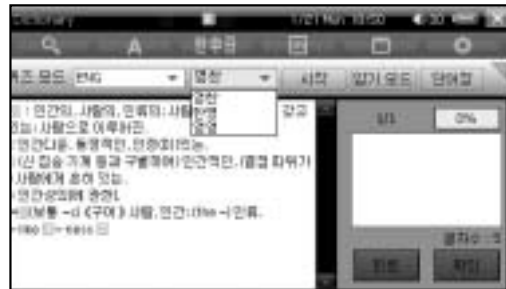
[      ] .

1.      2. /      3.      4.



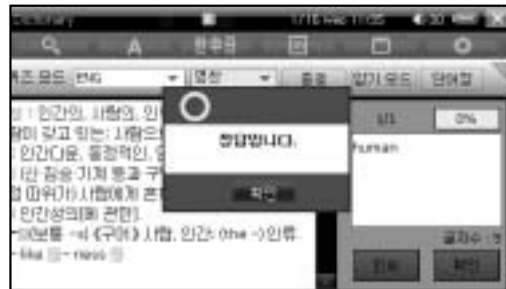
9.      /      8.
5.      6.      7.      10.

1.



2. [      ]

- 참고
- [      ]



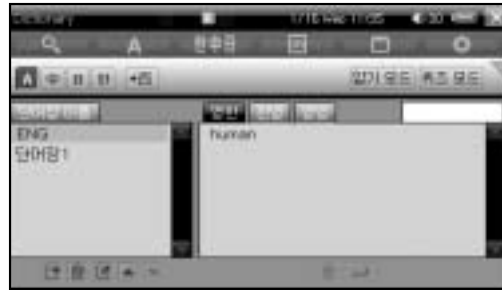
3. [            ]

참고

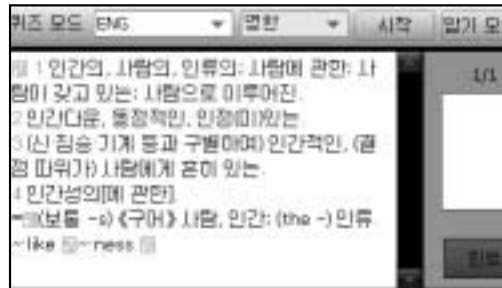
](P.63)



4. [            ]



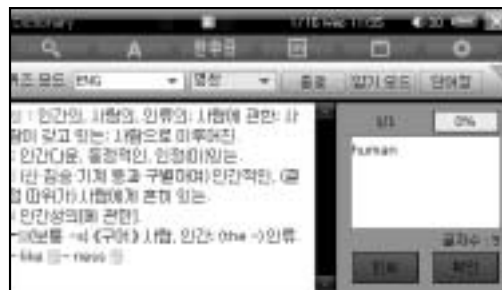
5.



6. [            ]            가

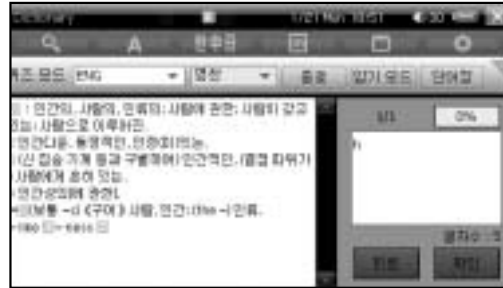
참고

가



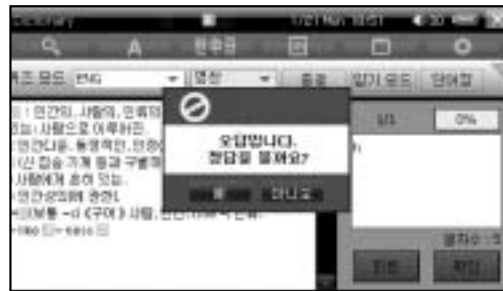
7. 원본

 참고



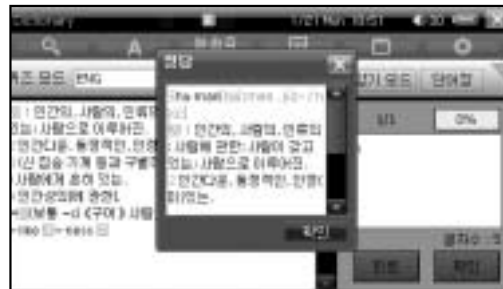
8. , [ ]

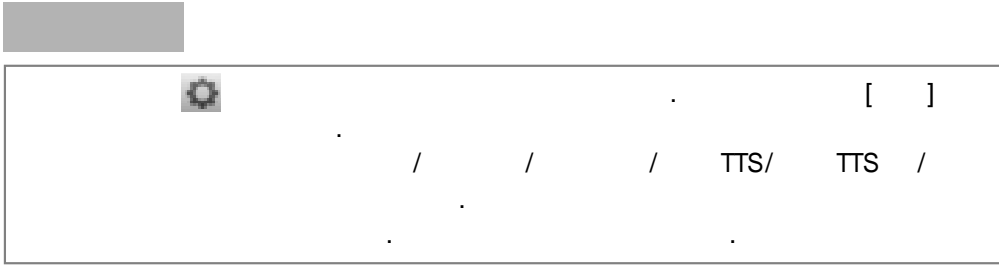
 참고



9. 가

10.





. ( 1 ~ 5)

. ( / / )

가 . ( 1 ~ 5)

가 . ( / / )

Language . ( /English)

TTS . ( / / )  
TTS

TTS . ( / / )  
TTS

. (ON/OFF)



가 , .  
가 .

1.



참고



2.



3.

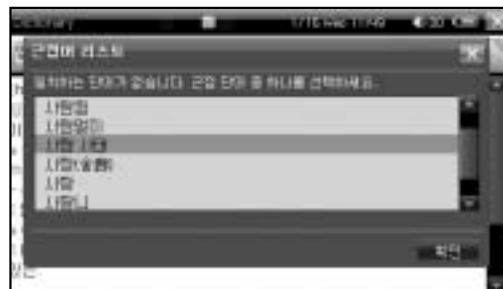
참고



4.

가

참고





Empty rectangular box

1. ) [ ](



2.



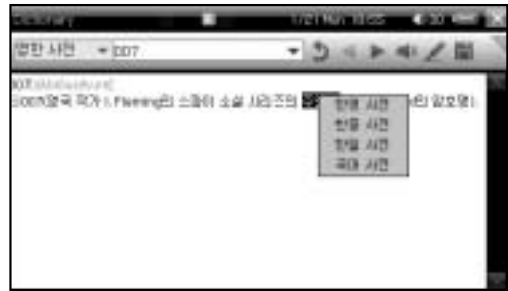


가 ,  
가 .

1.



2.



3.





TTS

TTS(Text To Speech)

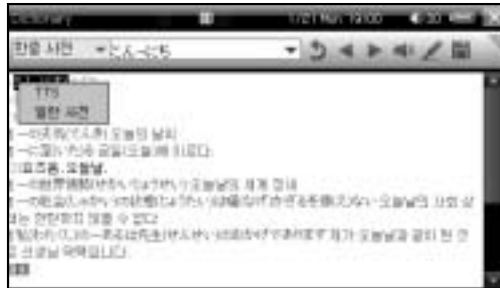
가 ( / ) :

1.



2.

[TTS]가



3.

[TTS]



My

My

1. 

 참고

Ctrl1 ~ 0

:

:

:



2.

[ ]

 참고



3.

[ ]



My

4. 

[ ]



# LEARNING-

LEARNING( )

/ /

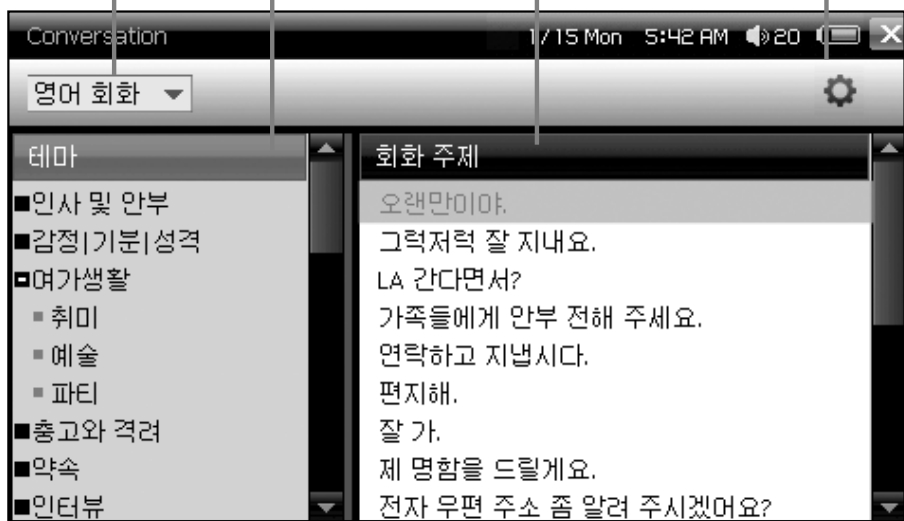
1. Learning( ) 가



2. ESC

3.

/ /



( / / ) .



/ / .



[ ]

가

참고



1. 영어 회화

참고

영어 회화



2.



3. 듣기 및 대화

참고

듣기





( / ) .


1. 

2. , [ ]

 참고

: 1-5  
: / /




 CNN Reading Solution1/2/3  
 20



Reading 1/15 Mon 5:45 AM 20

CNN Reading Solution 1

- Unit 1. Celebrity CEOs
- Unit 2. Robots: It's an Art Thing
- Unit 3. Running of the Bulls
- Unit 4. Location, That Is the Brand Power
- Unit 5. French Say "Non"
- Unit 6. Wearable Vehicle
- Unit 7. This Is a Real Neapolitan Pizza



Unit( )



1-3

1. CNN Reading Solution 1

Unit( )



Unit



2. [ ]

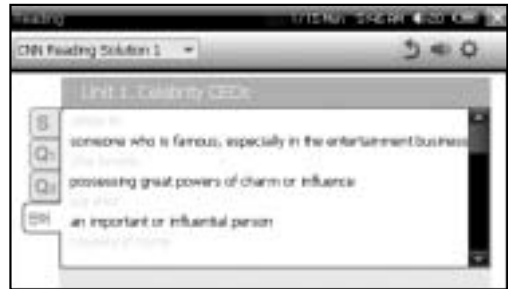


3. [Q1] [Q2]



Enter

4. [ ]







1-3

1. CNN Reading Solution 1

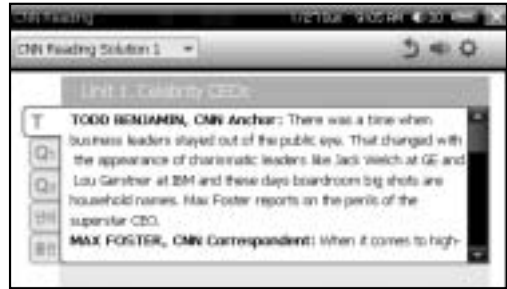
Unit



Unit



2. [ ]

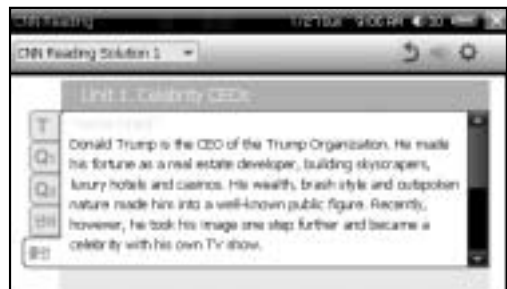


3. [Q1] [Q2]



Enter

4. [ ] [ ]



1-2

1. CNN Reading Solution 1

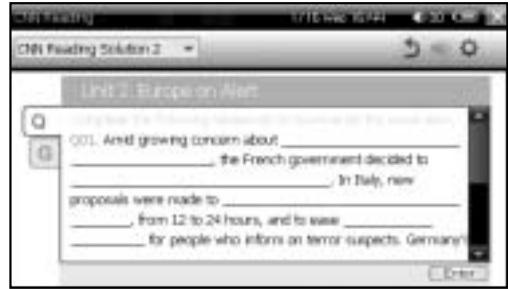
Unit



Unit



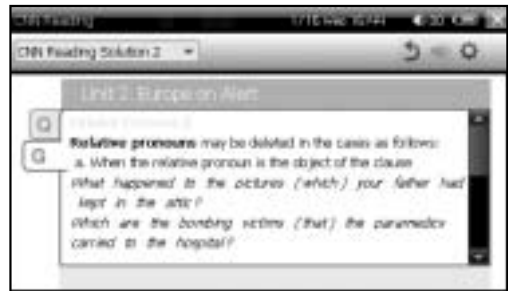
2. [ ]



3. Enter



4. [G]





[Empty rectangular box]

1.

2. , [ ]

참고

: / /



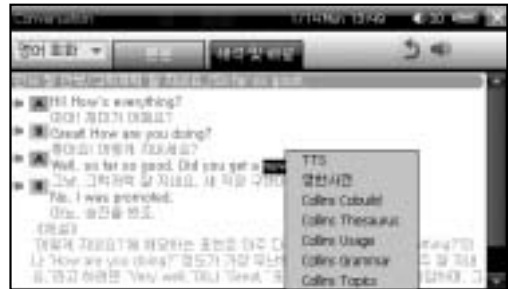


가 ,

1.




2.



3.

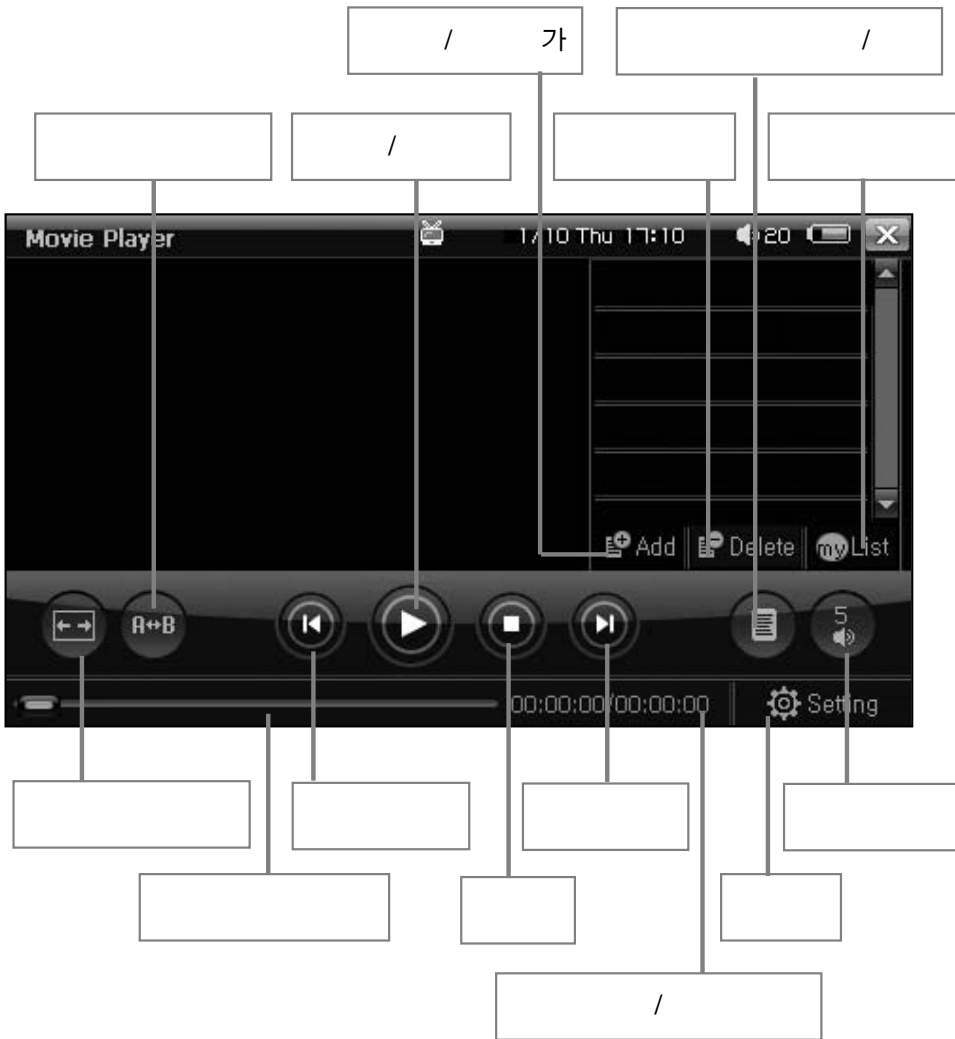
참고





[Multimedia]->[ ](P.89)

[My Computer]->[ ]->[Hard Disk]->[Education]



### Multimedia-

DMB/ / /FM / /E- / /

1. 가
- 2.
- 3.



### DMB

DMB M-70D (M-70 DMB가 .)

DMB .( .)

TV DMB [ ](P.24)

3.  7. /



1.  4. /  6.

3.  2. DMB/DAB 5.

1. 

DMB

 참고

DMB

DMB

DMB

DMB

가



2. [DAB Radio]

DAB

TV]

DMB TV

[DMB



3.  



4.  

 참고

DMB



5.  Setting

 참고

BAND: KOREA/BAND3/LBAND  
/CANADA



6. 

 참고



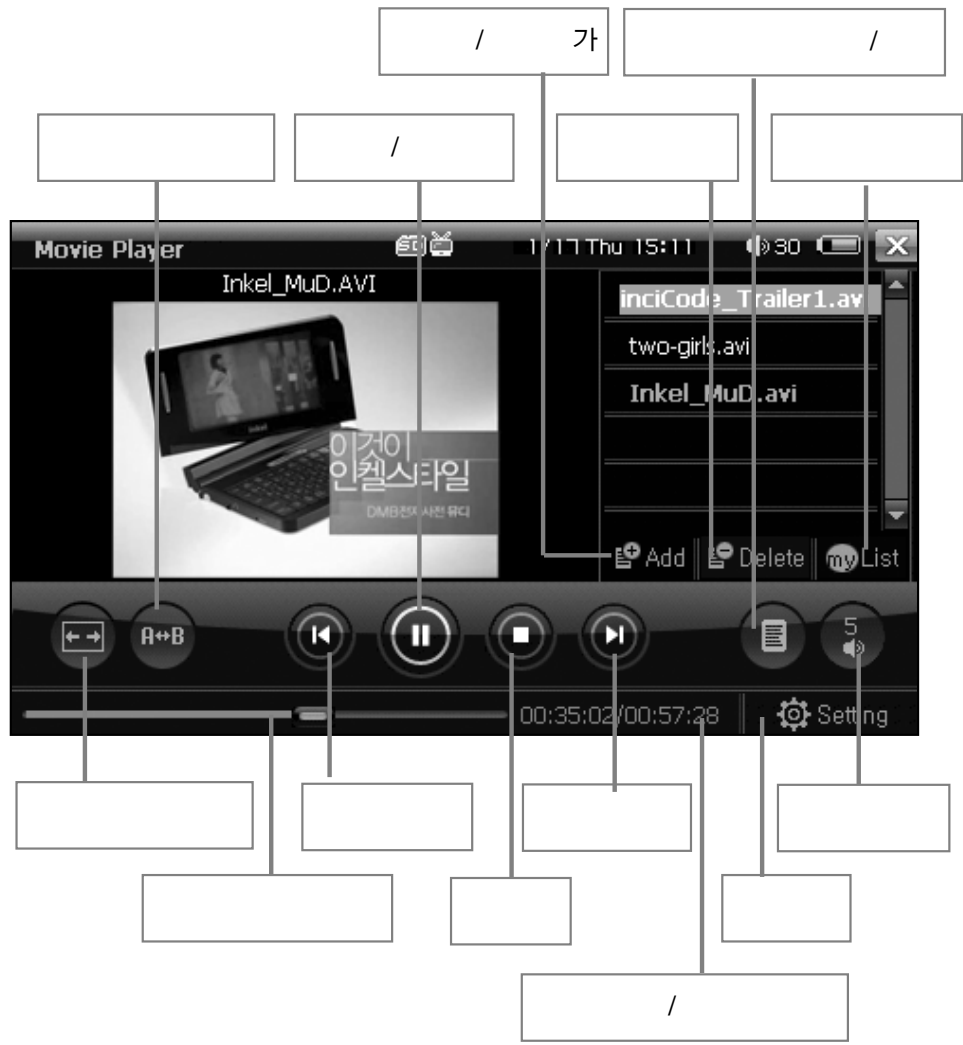
7. 

 참고





720x480(30fps) WMV9, MPEG1/2/4, DivX 3.1/4/5 XviD가  
 AVI, MPG, WMV  
 가  
 TV DMB  
 [ (P.24)



1.

참고



가 [ ]

가

가] (P.93)

2.



3.



참고



10



4. 

 참고

10  2



5.





1.

가

참고

-> 4:3 ->16:9  
->Full Size



2.

가

참고



1.

참고

[A]가



2.

참고

[A<->B]가



가

1.  Add  
가



2. [ ] 가  
[OK]  
가



3. 가 [ ]  
[OK]

 참고

가





1.



[ ]

참고

]->[ ]->[Hard Disk]-> [Movie]



2.

[ ]


[ ]

참고





가 My List My List .  
 , My List .

1. [My List] 



2. My List [ ]  
 [My List] .



.lst



3. My List [ ] My List



4. My List List [ ] My List  
 [My List] .





- 1.

참고



- 1. Setting

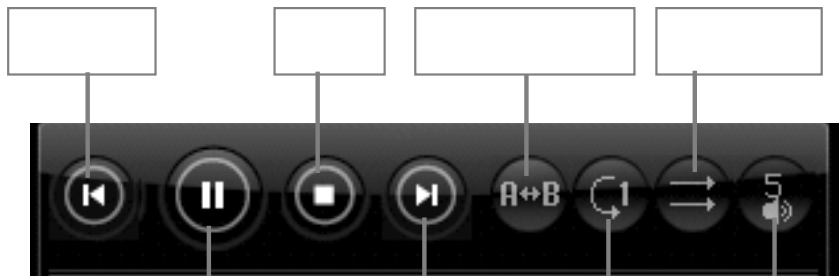
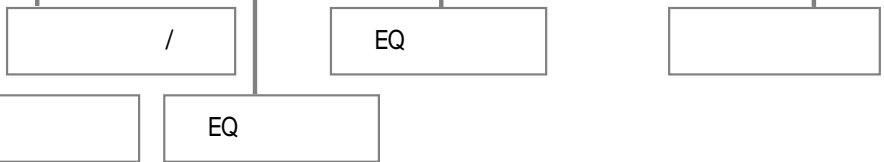
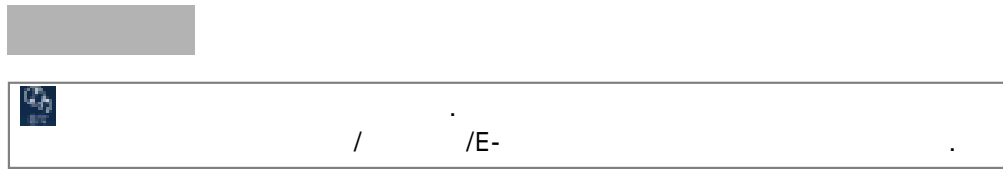
- 2. / / / /  
[ ]

참고

: / / / /  
/ / / /  
: 12/14/16/20  
:  
: / /  
: On/Off ( , On/Off .)









1.

참고



가

가](P.103)

[

가

. [ ]



2.



가



3.



참고



2

10



4.



참고

10

2



5.





1.



참고



[A]가



2.



참고



[A<->B]가



1.

가



참고



1.




참고





1.

참고



1.

참고

( )



2.

참고



### EQ

#### EQ

1. **EQ** EQ 가

참고

EQ  
EQ EQ 가 On  
EQ  
EQ  
가



2. EQ Setting

EQ  
EQ , [  
]



EQ : On/Off  
EQ :  
Normal/Classical/Club/Dance/Full  
Bass/Full Bass & Treble/Full  
Treble/Large hall/Live/Party/Pop/  
Reggae/Rock/Ska/Soft/Soft Rock  
/Techno/User  
[User] [User Equalizer]  
EQ  
[Reset] [User] EQ  
0 dB



가

1.  가



2. [ ] 가  
[OK] 가



3. 가 [ ]  
[OK]

 참고

가 .





1. 

[ ]

 참고

]->[ ]->[Hard Disk]-> [Music]



2. [ ]

[ ]

 참고







가 My List , My List My List

1. [My List]



2. My List [ ]

[My List]



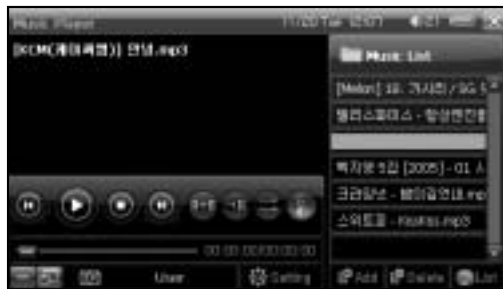
참고

.lst



3. My List , [ ] My List

[ ]



4. My List [ ] My

List

[ ]

List]

[My



FM

FM / /E-

Preset 가

Preset

FM Radio 1/22 Tue 13:01 30

# 107.70MHz

87.5 107.9MHz

00:00:00 Preset Setting Add Delete

88.50	99.50
99.70	101.30
107.70	

/

Preset /

FM

/

/

1. [Preset List]

참고



[Preset List]

( )

[Preset List]



FM



1. [Preset List]

( )

0.1 MHz



참고



FM

[FM

](P.110)

가





1. Preset List

참고



Preset List

20

FM

가

](P.110)

[FM



1. Preset List



참고

20

가



1. [Preset List]



### FM

1. 

 참고

FM



### FM

1. FM 


 참고

FM



2. 



3.  [Multimedia]->[  
] [ ]

 참고

[ ]->[  
]->[Hard Disk]->[Recording]->  
[FMR Recording]



FM

/ /E-  
(FM )

1. [minus] FM  
( )가

참고 ( )  
( ) FM



2. [copy] .

참고 : [copy]



FM

1. [Setting] FM

2. / / [ ]

참고 : / / / /





( )

1. ( )  
 )가 ( )  
 참고  
 [ ]  
 (P.113)  
 가  
 [ ]  
 가] (P.113)





- 1.

참고



- 1.   
 2



- 2.   
 1/2

참고



- 1. 가

참고

가







1.

90.



2.

90.

참고



가



1.

( )

[ ]

참고

: 3 ~10 (1 )



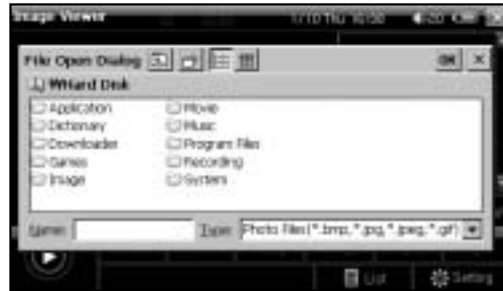
1.

가

참고

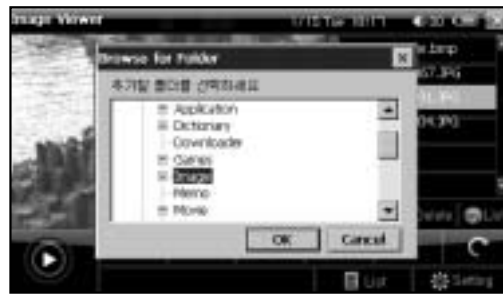


2. [ ] 가  
 [OK]  
 가 .



3. 가 [ ]  
 [OK]

참고



1. [List]  
 , [Delete]  
 , [ ]  
 ]

참고



[ ]  
 ]->[ ]->[Hard Disk]->  
 [Image]

2. , [ ]  
 . [ ]

참고





가 My List My List .

, My List .

1. List [My List]



2. My List [ ] [My List]

참고 .lst



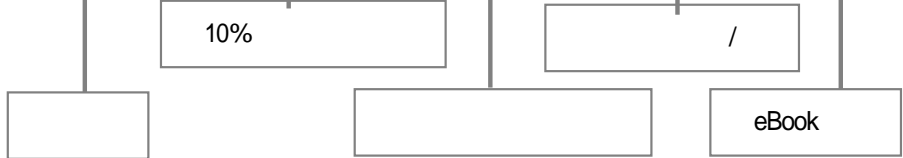
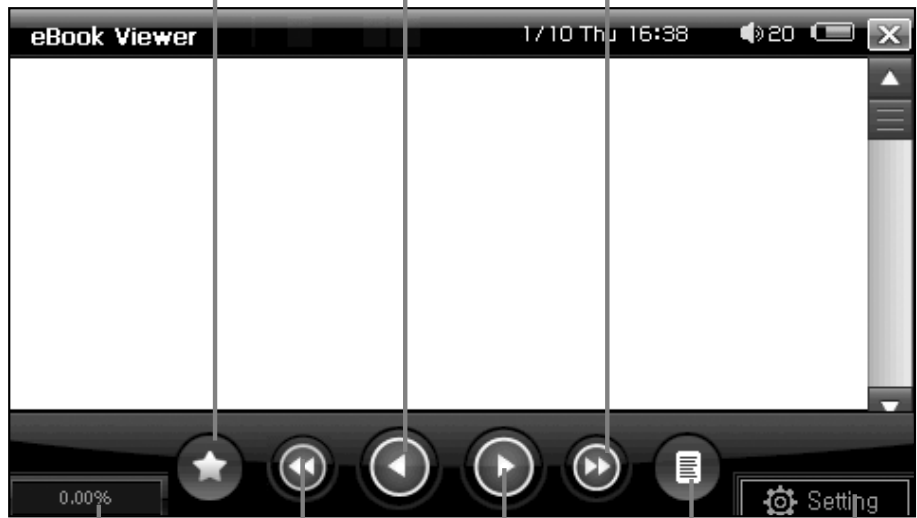
3. My List [ ] My List



4. My List List [ ] My List [My List]



eBook



eBook

1. Setting eBook

[ ]

참고

- : 11 ~ 19
- : 16
- : 1 ~ 2
- : On/Off
- : 10 ~ 60 (10 )
- :



eBook

1. eBook




참고 eBook

(P.118) eBook [ eBook ] On



가



2. ( )

참고 eBook [ ] On



3. 10%

eBook 가

1. eBook  
Add  
가

참고  
eBook



2. 가  
[ ]  
[OK]  
가



3. 가 [ ]  
[OK]

참고  
가



eBook

1. eBook  
Delete  
[ ]

참고  
]-> [Hard Disk]->  
[eBook]



- 2. [ ]
- [ ]

참고



eBook

eBook	eBook
-------	-------

- 1. [ ]
- 2. [ ]
- [ ] [ ]

참고




- 3. [ ] [ ] 가



- 4. [ ] [ ]



eBook



1. eBook [My List]



2. My List [ eBook [My List]

참고 .lst




3. My List [ eBook ]



4. My List [ My List] eBook [My List]







/



/

( ) /

[Redacted]

- 1.  



[Redacted]

- 1.  



-  참고 

[Redacted]

- 1. 



-  참고



[Redacted]

- 1.  



-  참고

: 1~5

가

1.    
가



2. [ ] 가  
[OK] 가



3. 가 [ ]  
[OK]

 참고

가





1.

Delete

. [ ]


참고

,

[ ]->

[ ]->[Hard Disk]->  
[Recording]





1.



# Organizer-

Organizer( )

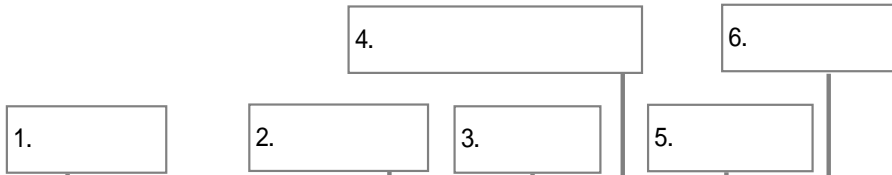
/ / / / /  
[ (P.17)

- 1. 전자수첩, 전자수첩, 가, ESC



2.

/ .mem  
가 .mem 5000 .mem



7.

1.



2.



:10/12/14/20



3. [ ]

가



4. [ ]

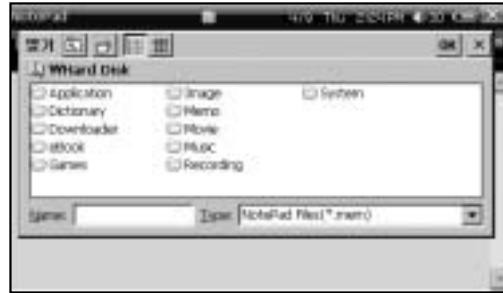


[ ]

[ ]



5. [ ] , [OK]



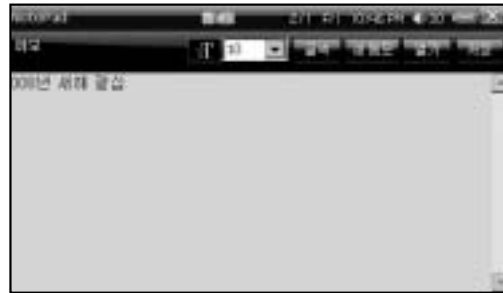
6. [ ] , [OK]

참고



7. 참고

가







Input field with slashes: / /



1. [ ]



2. [ 2008 ]

3. [ 1 January ]



4.

참고

[ 월간 ]



[ 일간 ]

5.

/ / /



[ ]

1. [ ]

년도	월	일	기념 내용
2008	02	14	발명타인데이
2008	04	05	삼백일
2008	05	05	단오날
2008	05	08	어버이날
2008	06	06	한중일
2008	07	07	칠석날
2008	07	17	제헌절
2008	08	08	홍익절

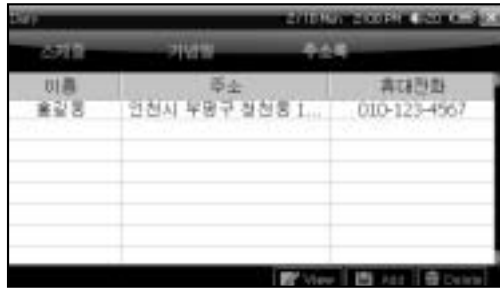
2. Add 가 , [ ]

3. Edit , [ ]

4. Delete , [ ]



1. [ ]




2. Add 가

, [ ]

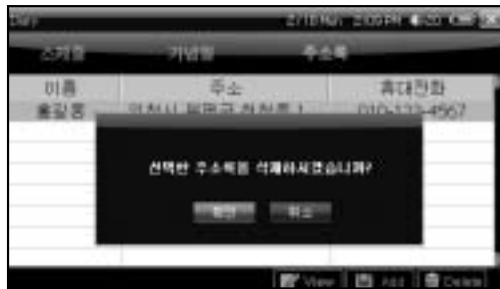


3. View

[ ]



4. Delete [ ]





Empty rectangular input field

1.



2.



참고  
GMT :

3.





1. 

 참고

MR/C:                    /  
M+:                     가  
M-:  
C/CE:  
+, -, X, /: 가  
:  
%:  
(+/-): /  
=:





1.

참고





Input field with a slash and a dot: / .

1.

참고

[       ]



"0000"

Reset : [       ] [       ]

Save :

Exit :





1. [       ]



참고



- (0~9) , , , , ,AM(/PM)
- AM PM  
- [ ]

: - 10 /20 /30 /60 /90 /120  
/ OFF

참고

- DMB/ / /FM / 가

참고

- 4



1. [ . ] .



:  
 - 1/ 2  
 - / / / / / / /  
 LCD : LCD (BL) LCD  
 - 15 BL Off/30 BL Off/1 BL Off/2 BL Off/3 BL Off  
 /5 BL Off/10 BL Off/20 BL Off/30 BL Off/  
 - 15 LCD Off/30 LCD Off/1 LCD Off/2 LCD Off/3  
 LCD Off/5 LCD Off/10 LCD Off/20 LCD Off/30 LCD  
 Off/  
 - LCD 1/LCD 2/LCD 3/LCD 4/LCD 5

참고

- (BL) 가 .
- LCD LCD가 . LCD
- DMB/ 가 , (BL) LCD .

1 :  
 - OFF/ 1/ 2/Windows

2 :  
 - ON/ OFF  
 - ON/ OFF

# My Computer-



Windows/ Windows OS / 가 PC

- 1. 가



2.

## Windows

- 1. [Windows]

참고



- 2.



3. 



4.  가







5.  [Windows]



6.  ] [V



 참고  
 ] [

7.    
 참고  
[ ] [ ]  
(P.141)





Windows OS 가

1.

참고



1.

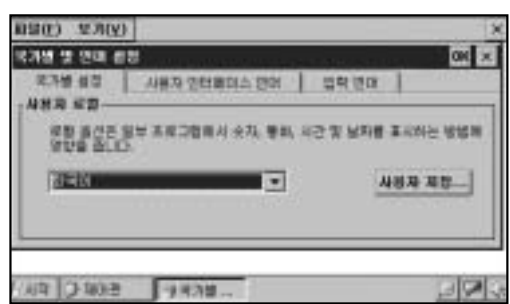
참고



2. [ 가 가 ]

참고

가 : /  
: / / /



3. [ ]

참고

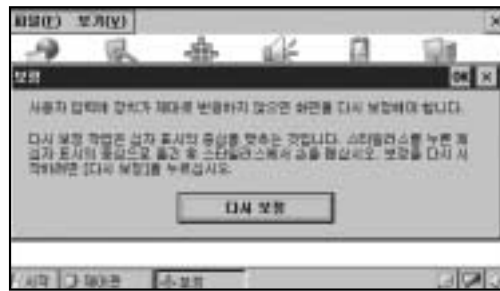
:[ ] . [My Computer]->[Windows]

BMP 가 480x272 가



4. [ ]

참고



5. [ ]

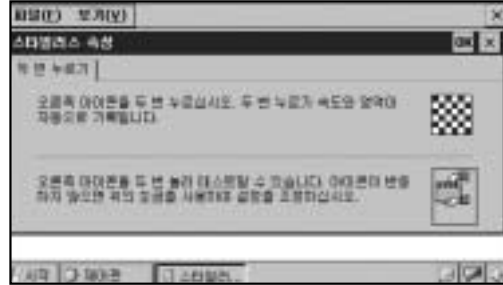
참고

: / / : ,



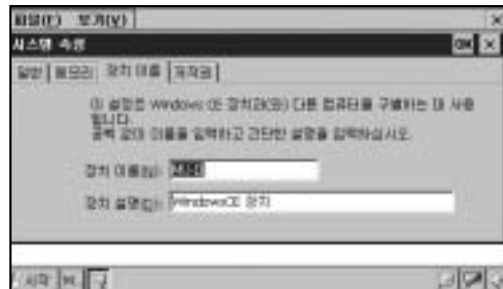
6. [ ]

참고



7. [ ]

참고



8. [ ]

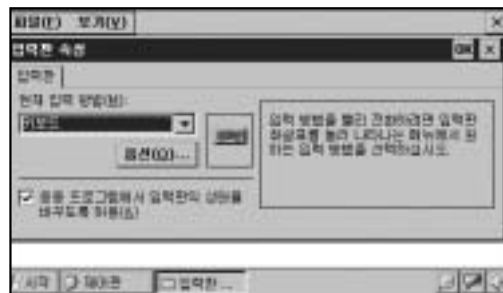
참고



9. [ ]

참고

[My Computer]



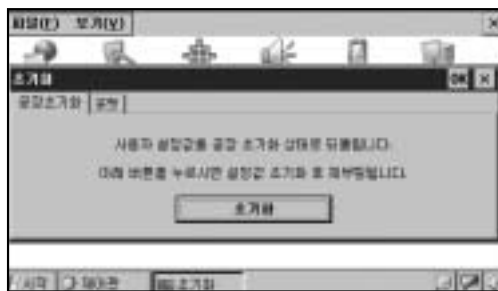
10. [ ]

참고 :



11. [ ]

참고



가

12. [ ]

참고

TV : NTSC/PAL



가 TV  
NTSC



가 가

	<ul style="list-style-type: none"> <li>가</li> <li>[Organizer]-&gt;[ ]-&gt;[ ]-&gt;[ ]</li> </ul>
	<ul style="list-style-type: none"> <li>[Organizer]-&gt;[ ]-&gt;[ ]-&gt;[LCD ]</li> <li>[Organizer]-&gt;[ ]-&gt;[ ]-&gt;[ ]</li> </ul>
	<ul style="list-style-type: none"> <li>[My Computer]-&gt;[ ]-&gt;[ ]</li> </ul>
	<ul style="list-style-type: none"> <li>DMB, ( )</li> </ul>

	<ul style="list-style-type: none"> <li></li> <li></li> </ul>



/ / /	<ul style="list-style-type: none"> <li>•</li> <li>•</li> </ul>
FM	<ul style="list-style-type: none"> <li>• FM</li> <li>• FM [Multimedia]-&gt;[FM ]-&gt;[Setting]-&gt;[ ]</li> </ul>
	<ul style="list-style-type: none"> <li>• 가</li> <li>• [Multimedia]-&gt;[ ]-&gt;[Setting]-&gt;[ ]</li> </ul>



1. www.inkelmud.co.kr
- 2.



(Tel. 1577-6680)



		204,887	460,656
		111,410	351,747
	Collins Cobuild Advanced Learner's English Dictionary	32,697	163,885
	Collins Thesaurus A-Z	16,596	282,131
	Collins Cobuild English Usage for Learners	1,492	19,386
	Collins Cobuild Idiom Dictionary	3,492	13,997
	TOEIC	18,908	56,760
	TOEIC	9,110	31,002
		147,282	458,958
		4,956	105,003
		68,179	262,901
	新	73,395	162,922
		73,200	219,000
		53,392	94,651

		29	673
		21	307
		19	355
	CNN Reading Solution 1	20	-
	CNN Reading Solution 2	20	-
	CNN Reading Solution 3	20	-

DMB	175.280 MHz ~ 214.736 MHz (M-70D )
DMB	(M-70D )
	MPEG1/2/4, DivX 3.1/4/5, XviD, WMV 9
	AVI, MPG, WMV
	720X480(WMV 9 :640x480)
Bit rate	MPEG 1 : 5Mbps, MPEG 2 : 8Mbps, WMV 9 : 1Mbps DivX 3.1/4/5, XviD, MPEG 4 : 4Mbps
	30 frame/sec
	MP3, AC3, WMA
	SMI
	MP3, WMA, OGG, WAV
Bit rate	8 kbps ~ 320 kbps ( , OGG:Q1 ~ Q10)
EQ	Normal/Classical/Club/Dance/Full Bass/Full Bass &Treble/ Full Treble/Large hall/Live/Party/Pop/ Reggae/Rock/Ska/ Soft/Soft Rock /Techno/User
FM	87.5MHz ~ 107.9MHz ( / ) 87.5MHz ~ 108MHz ( ) 76MHz ~ 90MHz ( )/ 76MHz ~ 108MHz ( )
FM	
	JPG, BMP, GIF
	JPG, BMP : 3888X2592/ GIF :2328X1552
E-Book	Text (.txt)
	, FM
	MP3
	1

- Progressive JPEG
- 32 Bit Color BMP

	5000 /
	/ /
	, 16

OS	Windows CE 5.0
	4GB
	SD (4GB ), SDHC
USB	USB 2.0
LCD	4.3" (10.9 cm) TFT LCD (480X272, WQVGA, 260k Color)
	3.7V/1800mAh
/	24 TTA / 4 24 USB / 5 30
	MP3 : 4 30 : 5 DMB TV : 3
	20 Hz ~ 20 kHz
	15mW + 15mW (32 )
	0.5W + 0.5W (8 )
	85 dB (MP3)
	±3 dB
	148(W) X 21(H) X 95(D) mm
	297g

• Windows CE Microsoft Corp.



YBM

가

가

가

2008 by INKEL Inc. All rights reserved.

2008 by YBMSisa.com. All rights reserved.

YBM All in All All in All  
 ( , , , , TOEIC , TOEIC , CNN Reading  
 Solution) YBM (www.ybmsisa.com) 가  
 , YBM

"Collins Cobuild Advanced Learner's English Dictionary" 5th Edition published in 2006 HaperCollins Publishers 1987, 1995, 2001, 2003, 2006

"Collins Thesaurus A-Z, The Ultimate Wordfinder" 2nd edition published in 2002 HaperCollins Publishers 1995, 2002

"Collins Cobuild English Usage for Learners" 2nd edition published in 2004 HaperCollins Publishers 1992, 2004

"Collins Cobuild Idiom Dictionary" 2nd edition published in 2002 HaperCollins Publishers 1995, 2002

Original copyright 2003 by YBM/Si-sa

Original copyright 2004 by YBM/Si-sa

新 Original copyright 2004 by Minjungseorim Co.

CNN Reading Solution 2005-2006 by YBM/Si-sa

"MPEG Layer-3 audio coding technology licensed from Fraunhofer IIS and Thomson."

(02)2069-2749, 2675-3148 1577-6680	67가 80-2 27가 2-36	2
(02)598-6507 ~ 8,3465-1511 ~ 2	1445-3	3 30
(02)477-6601 ~ 2	507-4	201
(02)2646,2649-9760, 2634-1101	4 785-3 401	
(02)896-6601 ~ 2	2 1054-23	
(02)3492-7100,3,5	1 703-37 2	
(02)389-6601 ~ 2	144-57 2	
(02)454-8191 ~ 2	247-16	305
(02)765-3467 ~ 8,924(925)-0023	3가 259-8	202
(02)425-0528 ~ 9	293-9 1	
(02)749-6618 ~ 9	27가 2-196	2
(02)432,434-6603	3 479-81 2	
(032)519-6601,515-7766	152-12 2	
(032)831-8766 ~ 7	283-3	304
(032)654-6601 ~ 3	3 323-13	
(031)238-0561,255-6604	959-4	2
(031)722-0814 ~ 5	3539	
(031)411-6602,4	539-3	4 407
(031)458-6601 ~ 2	827-1 101	
(031)877-6602 ~ 3	가 832	3
(031)902-0195 ~ 6	1271-7	B/D 2
(031)654-2692 ~ 3	213-3 2	
(033)761-2123,764-6645	494-2	1
(033)647-6638,7306	854-1 2	
(033)242-6691 ~ 2	1 748-1 31/1	
(042)537-6601,538-7337 ~ 8	2 1443	2
(041)576-6603	675-8	
(041)632-5662,634-7827	52-2	
(043)221-6601,253-9394	1 66-2	3
(043)848-8025 ~ 6	1111 1	
(051)463-9461,465-0379	3 1195-6	3
(051)505-3199,506-8399	3 1250-21 1	
(051)864-6134,866-6706	2 7-15 2	
(052)297-0046,2578	432-372 2	
(055)759-1466 ~ 7	117-14	
(055)253-1189,1190	208-5 3	
(053)423-8958,427-2660	17가	230
(053)654-0793 ~ 4	6 1057	
(054)457-6601,3	186-4	가102
(054)634-4251,635-4361	2 494-3 1	
(054)277-6144 ~ 5	153-40	
(062)365-2973,6601	228-20 2	
(063)287-2415 ~ 7	가 17가 52-1 1	
(063)468-1160 ~ 1	155-1 A 가 2 202	
(061)283-6601,6604	1 1044-167	
(061)725-8406 ~ 7	1390-16 1	
(064)757-3248	2 370-21	

\* 가



1

가

5

가

)

(

# 인켈

## 제품보증서

제 품 명			
MODERL NO.			
보 증 기 간	구입일로부터	1	년간
구 입 일 자			
구 입 자	주 소		
	성 명	TEL.	
판 매 자	대 리 점 명	TEL.	
	주 소	성명	인

**주식회사 인켈**  
 본 사 : 인천광역시 부평구 청천동 177번지  
 고객센터 : ☎ 1577-6680

**서비스 안내**

\*무상 서비스- 보증기간내  
 \*유상 서비스- 보증기간이 경과했을 경우와 다음의 경우에는 보증기간중일지라도 수리비를 받습니다.

- 사용상의 취급부주의로 인한 고장시
- 서비스기사 이외의 수리나 개조시
- 수송중의 잘못으로 인한 고장시
- 화재·수해 등 천재지변에 의한 고장 또는 손상시
- 전원의 이상으로 인한 고장시
- 보증서의 제시가 없을 때
- 소모성 부품이 마모된 때(터네티이블, 바늘 등)

\*본 제품의 수리용 회로부품 보유기간은 제품단종일로부터 5년간입니다.

**제품보증규정**

- 본 제품은 엄밀한 품질관리 및 검사과정을 거쳐서 만들어진 제품입니다.
- 본 제품은 보증기간이 경과한 후에 발생한 고장에 대해서는 실비로 수리해 드립니다.
- 제품이 제조상의 결함으로 인한 고장이 발생했을 경우에는 구입하신 날로부터 보증기간중에는 무상으로 수리해 드립니다.
- 이 보증서의 각란에 소정항목이 기재되지 않거나 보증서를 분실했을 때는 무료서비스를 받지 못할 수 있으므로 구입처에서 확인을 받으셔서 보관바랍니다.
- 가정용도가 아닌 영업용도(영업활용, 비정상적인 사용환경 등)로 사용하는 경우는 보증기간을 단축적용합니다. (6개월)

( )

[www.inkel.co.kr](http://www.inkel.co.kr)

DIGITAL *Stylist*



주식회사 인켈

고객상담실  
**1577-6680**

5707-00000-121-0S